

LIST OF PARTS



SINGER MACHINES Nos. 300w103 and 300w203

THE SINGER MANUFACTURING COMPANY

From the library of: Superior Sewing Machine & Supply LLC

INSTRUCTIONS FOR OILING

To ensure easy running and prevent unnecessary wear of the parts which are in movable contact, the machine requires oiling; and when in continuous use, "TYPE B" or "TYPE D" OIL, sold by Singer Sewing Machine Company, should be applied at least twice each day to all oil holes marked "OIL", as instructed in Form 3066w.

"TYPE D" OIL should be used when an oil is desired which will produce a minimum of stain on fabrics, even after a long period of storage.

Copyright, U. S. A., 1947, 1949, 1951 and 1952
by The Singer Manufacturing Company
All Rights Reserved for All Countries

DEPARTMENT 52

INDEX

DEPARTMENT 52

	Page
Accessories.....	20
Feed Dogs.....	22
Foot Lifter Treadle.....	21
Looper Holders.....	24
Looper Thread Guides (on Bed at Looper)	24
Machine No. 300w103.....	5
Machine No. 300w203.....	17
Needle Bar Rock Frame Thread Guides	25
Needle Holders	25
Numerical List of Parts	29
Presser Feet.....	25
Spreaders	26
Thread Unwinders.....	21 & 22
Throat Plates.....	26

INSTRUCTIONS FOR ORDERING

In ordering from this list, use **ONLY** the **PART** number in the **FIRST** column.

The number stamped on a Sewing Machine Part is the number of the Single Part only, except when the part includes Set Screws, Clamping Screws, Studs and Rollers Spun on, Small Wires riveted, or Parts soldered together, etc., which it is necessary to furnish in combination.

Every combination of parts sent out has its specific number which, although not stamped on Parts (except in above case), must be used when ordering the combination.

Each number always indicates the **SAME PART** in whatever list it appears, or for whatever Machine.

The letters after some of the numbers indicate the style of finish only, as follows:

- A Hardened, Polished, Nickel Plated and Buffed.
- AL Heat Treated for Toughness.
- B Polished, Nickel Plated and Buffed.
- C Hardened only.
- D Polished only.
- E Soft, Not polished.
- F Hardened and Polished.
- H Blued.
- J Nickel Plated only.
- R Merlized.
- X Black Oxide, for Iron and Steel.
- XC Hardened and Black Oxide, for Iron and Steel.
- Y Black Nickel Plated only.
- Z Chromium Plated.

These letters **MUST BE USED** when they appear in the list and **AFTER** the number, as in the list.

In this series


1 to 1500, 200001 to 201500 and 350001 to 351500 are Screw Numbers.
1501 to 1800, 201501 to 201800 and 351501 to 351800 are Nut Numbers.
1801 to 2000, 201801 to 202000 and 351801 to 352000 are Roller Numbers.
2001 to 50000 and 202001 to 350000 are Numbers of Machine Parts.

The figures in the second column refer only to the plate in which the illustration of the part is shown and are **NOT TO BE USED** in ordering.

Two or more numbers over a cut indicate that the difference between such parts is not visible in an illustration.

Parts marked with an asterisk (*) are furnished only when repairs are made at the factory.

LIST OF PARTS COMPLETE
FOR



MACHINE No. 300w103

TWO THREAD CHAIN STITCH

ONE NEEDLE. ONE LOOPER.

COMPOUND FEED.

ALTERNATING PRESSERS.

MAXIMUM STITCH $3\frac{1}{2}$ TO THE INCH

NEEDLE BAR STROKE $1\frac{1}{4}$ INCHES.

PRESSER BAR LIFT $\frac{3}{8}$ INCH.

FOR WELTING, BINDING MATTRESSES and SEAMING
MEDIUM and HEAVY FABRICS

No.	Plate	Name
*267601	-----	Arm with 201485C, 204235, 267602, 267635, 268004, two each 8554, 200030H, three each 200029E and 200047D
*267602	-----	Arm Head with 200351C and 200417C
204235	18640	" " Position Pin
200029E	18640	" " Screw
8582	18640	" Position Pin (2)
200004E	18640	" Screw (4)
202005	18640	" " Washer (4)
267603	18632	" Shaft with 268009, 268044, 268264, two each 268214 and 350534C
268024	18632	Arm Shaft Ball Bearing (back)
268004	18632	" " " " " Housing
200047D	18632	" " " " " " Screw
268005	18632	" " " " " (front)
268270	18632	" " Connection Belt (reinforced neoprene)
268006	18632	Arm Shaft Connection Belt Pulley with two each 201254C and 202253
201254C	18632	Arm Shaft Connection Belt Pulley Set Screw

No.	Plate	Name
202253	18632	Arm Shaft Connection Belt Pulley Spring Flange
268732	18632	Arm Shaft Counter Balance with 200354C and 200362C
200354C	18632	Arm Shaft Counter Balance Position Screw
200362C	18632	" " " " Set Screw
268264	18632	" " Oil Control Rod (wood)
268008	18632	" " " Slinger with 350171C
350171C	18632	" " " " Set Screw
268214	18632	" " " Stop Ball, 5/32 in. diameter
350534C	18632	" " " " " Screw
268009	18632	" " " " " Spring (front)
268044	18632	" " " " " " (rear)
267604	18640	" Side Cover
267661	18640	" " " Oil Shield with 248411 and 267662
267662	18640	Arm Side Cover Oil Shield Felt
248411	18640	" " " " " " Staple
200078H	18640	" " " Screw (4)
268048	18632	Balance Wheel "V" belt groove (outside diam. of belt groove 2.9 in.) with 200342C and 200347C
268049	18632	Balance Wheel 268048 with 268024
200342C	18632	" " Position Screw
200347C	18632	" " Set Screw
*268401	-----	Bed with 268184, two each 200035E and 225887
265307	18640	" Hinge Connection (2)
200558H	18640	" " " Screw (4)
267605	18640	" Plate (left)
268018	18640	" " (right)
200053H	18640	" " Screw (8)
267606	18640	" " Slide with two 268022 and four 200164H
268022	18640	Bed Plate Slide Spring
200164H	18640	" " " " Screw
268160	18633	" Shaft with 268044, 268214, 268265 and 350534C
268024	18633	Bed Shaft Ball Bearing
268028	18633	" " Connection Belt Pulley with two 201254C
268261	18633	Bed Shaft Connection Belt Pulley 268028 with 268024
201254C	18633	Bed Shaft Connection Belt Pulley Set Screw
268732	18633	" " Counter Balance with 200354C and 200362C
200354C	18633	Bed Shaft Counter Balance Position Screw
200362C	18633	" " " " Set Screw
268029	18633	" " Needle Bearing (2)
268265	18633	" " Oil Control Rod (wood)
268214	18633	" " " Stop Ball, 5/32 in. diameter
350534C	18633	" " " " " Screw
268044	18633	" " " " " Spring
267607	18640	Face Plate with 200353C, 268033 and two 201416C
268031	18640	Face Plate Hinge Pin (2)
201416C	18640	" " " " Set Screw
200353C	18640	" " " " " (long)
268032	18640	" " Lock Spring

No.	Plate	Name
268197	18640	Face Plate Lock Spring Plate
200571XC	18640	" " " " Screw (2)
268033	18640	" " " Stud
268034	18634	Feed Bar with 200373C and two 200403C
268035	18634	" " Hinge Pin
202574	18634	" " " " Collar with 200380C
200380C	18634	" " " " Set Screw
200403C	18634	" " Set Screw
268618	18643	" Dog with 268318 and two 200172D, for 268614
200100C	18643	Feed Dog Screw (2)
268316	18634	" " Shank with 201537H and 350552C
350552C	18634	" " " Adjusting Screw
201537H	18634	" " " " Lock Nut
200040AL	18634	" " " Screw
201525E	18634	" " " Lock Nut
208636	18634	" " " Washer
267608	18634	" Driving Connection
267609	18634	" " " 267608 with 271055
268062	18634	" " " Hinge Stud with 268258
201522E	18634	Feed Driving Connection Hinge Stud Nut
268258	18634	" " " " " Oil Packing (wick)
271055	18634	Feed Driving Connection Needle Bearing
267610	18633	" " Eccentric
268065	18633	" " " Adjusting Disc
268066	18633	" " " " "
		Spring
268067	18633	Feed Driving Eccentric Adjusting Disc Spring Collar with two 200382C
200382C	18633	Feed Driving Eccentric Adjusting Disc Spring Collar Set Screw
267623	18633	Feed Driving Eccentric Friction Plate
350548C	18633	" " " " " Screw
350477C	18633	" " " " " "
		Set Screw
241763	18633	Feed Driving Eccentric Friction Plate Screw Set Screw Packing (brass)
268315	18633	Feed Driving Flange with 267623, two each 241763, 350467AL, 350477C and 350548C
350467AL	18633	Feed Driving Flange Set Screw
268069	18634	" " Rock Frame with 200354C and 200362C
200354C	18634	Feed Driving Rock Frame Position Screw
200362C	18634	" " " " Set Screw
268070	18634	" " " Shaft
268072	18634	" " " Collar with two 200386C (2)
200386C	18634	Feed Driving Rock Shaft Collar Set Screw
268073	18634	" " " " Crank with 201418C and two 200061C
200061C	18634	Feed Driving Rock Shaft Crank Pinch Screw
201418C	18634	" " " " " Position Screw
268071	18634	" " " " Needle Bearing (2)
268074	18634	" Lifting Connection
268062	18634	" " " Hinge Stud with 268258
201522E	18634	Feed Driving Connection Hinge Stud Nut

No.	Plate	Name
268258	18634	Feed Lifting Connection Hinge Stud Oil Packing (wick)
268075	18634	Feed Lifting Crank with 200373C and 201256C
201256C	18634	" " " Pinch Screw
268047	18635	" " Eccentric with 268077 and two 200394C
268077	18635	Feed Lifting Eccentric Lubricating Pad (wood)
200394C	18635	Feed Lifting Eccentric Set Screw
268078	18634	" " Link
268079	18634	" " " Hinge Pin with 268258 (2)
268258	18634	" " " " Oil Packing (wick)
200373C	18634	Feed Lifting Link Hinge Pin Set Screw
268080	18634	" " Rock Shaft
268072	18634	" " " " Collar with two 200386C (2)
200386C	18634	Feed Lifting Rock Shaft Collar Set Screw
268198	18634	" " " " Crank with 201418C and two 200061C
200061C	18634	Feed Lifting Rock Shaft Crank Pinch Screw
201418C	18634	" " " " " Position Screw
268071	18634	Feed Lifting Rock Shaft Needle Bearing (2)
268081	18633	" Regulating Stud
240245	18633	" " " Retaining Spring
268082	18633	" " " Socket
200078F	18633	" " " " Screw (2)
270026	18633	" " " Spring
267611	18638	Foot Lifter Arm with 200058C and 200373C
200058C	18638	" " " Pinch Screw
200373C	18638	" " " Set Screw
267612	18638	" " Crank
200650H	18638	" " " Stop Screw Stud
268085	18638	" " Lever (back) with 238089
201363C	18638	" " " " Hinge Screw
204348	18638	" " " " Spring
201485C	18638	" " " " " Screw
201160E	18638	" " " " " Eye
267613	18638	" " " (front) with 267614
267614	18638	" " " Hinge Pin
203941	18638	" " " " Spring
201162E	18638	" " " " " Screw Stud
350524X	18638	" " " Rod Hinge Screw
201526E	18638	" " " " " Nut
206133	18638	" " " " " Washer
267615	18638	" " Rod
267616	18638	Lifting Crank with 200167E, 200418C and two 200061D
200061D	18638	Lifting Crank Pinch Screw
200418C	18638	" " Set Screw
268064	18632	" Eccentric
268065	18632	" " Adjusting Disc
267618	18632	" " " " Spring
267619	18632	" " Connection
267620	18632	" " " 267619 with 268063

No.	Plate	Name
267621	18638	Lifting Eccentric Connection Crank with 201063D and two 200058C
200058C	18638	Lifting Eccentric Connection Crank Pinch Screw
267617	18638	Lifting Eccentric Connection Hinge Pin with 244071
244071	18638	Lifting Eccentric Connection Hinge Pin Oil Packing (wick)
201063D	18638	Lifting Eccentric Connection Hinge Pin Pinch Screw
268063	18632	Lifting Eccentric Connection Needle Bearing
267622	18632	" " Flange with 267623, two each 241763, 350467AL, 350477C and 350548C
350467AL	18632	Lifting Eccentric Flange Set Screw
267623	18632	" " Friction Plate
350548C	18632	" " " " Screw
350477C	18632	" " " " " Set Screw
241763	18632	Lifting Eccentric Friction Plate Screw Set Screw Packing (brass)
267624	18632	Lifting Eccentric Spacing Collar with two 200380C
200380C	18632	Lifting Eccentric Spacing Collar Set Screw
267625	18636	" Lever with two 267093
267626	18636	" " Hinge Stud
200362C	18636	" " " " Set Screw (2)
267093	18636	" " Needle Bearing
267627	18638	" Link
267617	18638	" " Hinge Pin with 244071 (2)
244071	18638	" " " " Oil Packing (wick)
200167E	18638	" " " " Set Screw
267628	18636	" Presser Bar
267629	18636	" " " Guide Block with 200066D and 200081C
200081C	18636	Lifting Presser Bar Guide Block Adjusting Screw
200066D	18636	Lifting Presser Bar Guide Block Pinch Screw
267630	18636	" " " " Rod
200417C	18636	" " " " " Set Screw (lower)
200351C	18636	Lifting Presser Bar Guide Rod Set Screw (upper)
267631	18636	Lifting Presser Bar Lifting Crank with 268258
268258	18636	Lifting Presser Bar Lifting Crank Oil Packing (wick)
267632	18643	Lifting Presser Foot with 200078F, for 267659
200078F	18643	Lifting Presser Foot Pinch Screw
267633	18638	" Rock Shaft
267634	18638	" " " 267633 with 2022 and 267636
267635	18638	Lifting Rock Shaft Bracket
8554	18638	" " " " Position Pin
200030H	18638	" " " " Screw

No.	Plate	Name
268296	18616	Looper Thread Guide (on Bed at Looper)
350468E	18616	" " " " " " Screw
200035D	18641	" " " Screw
268114	18633	" " Take-up Driving Connection
268079	18633	" " " " "
		Hinge Stud with 268258
268258	18633	Looper Thread Take-up Driving Connection
		Hinge Stud Oil Packing (wick)
200098F	18633	Looper Thread Take-up Driving Connection
		Hinge Stud Set Screw
268113	18633	Looper Thread Take-up Driving Eccentric
		with 200378C and 201220C
201220C	18633	Looper Thread Take-up Driving Eccentric
		Position Screw
200378C	18633	Looper Thread Take-up Driving Eccentric
		Set Screw
268115	18633	Looper Thread Take-up Lever with 200098F
		and two 201052C
268116	18633	Looper Thread Take-up Lever Hinge Stud
268072	18633	" " " " "
		Collar with two 200386C
200386C	18633	Looper Thread Take-up Lever Hinge Stud
		Collar Set Screw
200362C	18633	Looper Thread Take-up Lever Hinge Stud
		Set Screw (2)
268117	18633	Looper Thread Take-up Rod
201052C	18633	" " " " Set Screw
268507	18641	" " " Thread Guide
350132C	18641	" " " " Screw
268119	18641	" " " " Support
		Stud
200394C	18641	Looper Thread Take-up Thread Guide
		Support Stud Set Screw
268120	18641	Looper Thread Tension Bracket
200564E	18641	" " " " Screw (2)
268121	18641	" " " " Spacing
		Collar (2)
2455	18641	Looper Thread Tension Disc
10141	18641	" " " Spring
418D	18641	" " " Stud
268122	18641	" " " Thread Guide
1562J	18641	" " " Thumb Nut
5989	18641	Looper Thread Tension complete, Nos. 418D,
		1562J, 10141 and two 2455
268123	18641	Looper Thread Tube with two 268125 (4)
268124	18641	" " " Clamp (2)
200054C	18641	" " " Screw (4)
268125	18641	" " " Thread Bushing
268126	18635	" Throw-out Gear with two 200362C
268127	18635	" " " Locking Plunger
268313	18635	" " " " "
		Handle
201477C	18635	Looper Throw-out Gear Locking Plunger
		Screw Bushing
250265	18635	Looper Throw-out Gear Locking Plunger
		Spring

No.	Plate	Name
200444C	18635	Looper Throw-out Gear Locking Plunger Stop Screw
200364C	18635	Looper Throw-out Gear Locking Plunger Stop Screw Set Screw
201620D	18635	Looper Throw-out Gear Locking Plunger Thumb Nut
200362C	18635	Looper Throw-out Gear Set Screw
268129	18635	" " Rack Rod
268314	18635	" " " " 268129 with 201553D
201553D	18635	Looper Throw-out Rack Rod Thumb Nut
268131	18634	" " Safety Latch
268199	18634	" " " " Collar with two 200386C
200386C	18634	Looper Throw-out Safety Latch Collar Set Screw
268132	18634	Looper Throw-out Safety Latch Spring
268133	18634	" " " " " "
		Bracket
200098F	18634	Looper Throw-out Safety Latch Spring Bracket Screw (2)
228448	18645	Machine Locating Stud (4)
268603	18636	Needle Bar with 200125F
268137	18636	" " Connecting Link
268138	18636	" " " " 268137 with 200379C and two 270266
268139	18636	Needle Bar Connecting Link Cap Washer
200095H	18636	" " " " " "
		Screw
270266	18636	Needle Bar Connecting Link Needle Bearing
268141	18636	" " " Stud with 201188C, 202423 and two 200069C
202423	18636	Needle Bar Connecting Stud Oil Packing (wick)
200069C	18636	Needle Bar Connecting Stud Pinch Screw
268142	18632	" " Crank with 200346C, 200354C, 200378C and 200379C
268143	18632	Needle Bar Crank 268142 with 268005
200379C	18632	" " " Oil Hole Plug Screw
200354C	18632	" " " Position Screw
200378C	18632	" " " " " Check Screw
200346C	18632	Needle Bar Crank Set Screw
268144	18636	" " Oiling Felt (2)
268278	18636	" " " " Holder (2)
200173D	18636	" " " " Screw (2)
267637	18636	" " Rock Frame
267638	18636	" " " " Driving Arm with two 200043C
200043C	18636	Needle Bar Rock Frame Driving Arm Pinch Screw
267608	18632	Needle Bar Rock Frame Driving Connection
267609	18632	" " " " " "
		267608 with 271055
200123D	18636	Needle Bar Rock Frame Driving Connection Cap Screw

No.	Plate	Name
268062	18636	Needle Bar Rock Frame Driving Connection Hinge Stud
201522E	18636	Needle Bar Rock Frame Driving Connection Hinge Stud Nut
271055	18632	Needle Bar Rock Frame Driving Connection Needle Bearing
267610	18632	Needle Bar Rock Frame Driving Eccentric
268065	18632	" " " " " "
		Adjusting Disc
267639	18632	Needle Bar Rock Frame Driving Eccentric Flange with 267623, two each 241763, 350467AL, 350477C and 350548C
350467AL	18632	Needle Bar Rock Frame Driving Eccentric Flange Set Screw
267623	18632	Needle Bar Rock Frame Driving Eccentric Friction Plate
350548C	18632	Needle Bar Rock Frame Driving Eccentric Friction Plate Screw
350477C	18632	Needle Bar Rock Frame Driving Eccentric Friction Plate Screw Set Screw
241763	18632	Needle Bar Rock Frame Driving Eccentric Friction Plate Screw Set Screw Packing (brass)
268029	18636	Needle Bar Rock Frame Needle Bearing (2)
268148	18632	" " " " Regulating Stud
264709	18632	" " " " " " Cap
		with 200364C
200364C	18632	Needle Bar Rock Frame Regulating Stud Cap Set Screw
268149	18632	Needle Bar Rock Frame Regulating Stud Sleeve
200337C	18632	Needle Bar Rock Frame Regulating Stud Sleeve Set Screw
214529	18632	Needle Bar Rock Frame Regulating Stud Spring
268150	18632	Needle Bar Rock Frame Regulating Stud complete, Nos. 214529, 264709, 268148 and 268149
268219	18616	Needle Bar Rock Frame Thread Guide
200583C	18616	" " " " " " Screw
		(2)
200125F	18636	Needle Set Screw
268312	18641	" Thread Guide (on Arm Head)
268512	18636	" " " (on Needle Bar Connecting Stud)
201188C	18636	Needle Thread Guide (on Needle Bar Connecting Stud) Set Screw
200082D	18641	Needle Thread Guide Screw
201733XC	18641	" " Nipper Adjusting Collar with 350101AL
350101AL	18641	Needle Thread Nipper Adjusting Collar Screw
268221	18641	Needle Thread Nipper Bearing
268222	18641	" " " " Plate
200064D	18641	" " " " " Screw
		(2)
268223	18641	Needle Thread Nipper Disc (2)

No.	Plate	Name
268224	18641	Needle Thread Nipper Disc Washer (vellumoid)
268225	18632	Needle Thread Nipper Eccentric with two 200394C
268226	18632	Needle Thread Nipper Eccentric Connection
268228	18632	" " " " "
		268226 with 268227
268227	18632	Needle Thread Nipper Eccentric Connection Needle Bearing
268259	18632	Needle Thread Nipper Eccentric Flange
201403H	18632	" " " " " Screw
200394C	18632	" " " " " Set Screw
268229	18641	" " " " " Plunger with 350496C
268230	18641	" " " " " Cap
268231	18641	" " " " " Hinge Pin
350496C	18641	" " " " " " "
		Set Screw
222613	18641	Needle Thread Nipper Spring
268232	18641	" " " " " Plunger
201537H	18641	" " " " " " Nut (2)
350483C	18641	" " " " " " Screw
		Bearing
268167	18641	Needle Thread Tension Bracket
200047E	18641	" " " " " Screw (2)
268121	18641	" " " " " Spacing
		Collar (2)
2102	18641	Needle Thread Tension Disc
268168	18641	" " " " " Releaser
268169	18641	" " " " " Cap with
		201052C
201052C	18641	Needle Thread Tension Releaser Cap Set Screw
204365	18641	Needle Thread Tension Releaser Spring
32572	18641	" " " " " Releasing Disc
226206	18641	" " " " " Pin
268171	18638	" " " " " Plate
		(adjustable)
238089	18638	Needle Thread Tension Releasing Plate Pin
131741	18641	" " " " " Spring
59538	18641	" " " " " Bushing (back)
59537	18641	" " " " " " (front)
50326C	18641	" " " " " Stud
59539	18641	" " " " " " 50326C with
		51570C
54279	18641	Needle Thread Tension Thread Guide (double)
51570C	18641	" " " " " Thumb Nut
268263	18641	Needle Thread Tension complete, Nos. 32572, 59537 to 59539, 131741 and two 2102
267641	18638	Presser Bar Spring
267642	18638	" " " " " Arm
25362	18636	" " " " " Ball Bearing
267643	18636	" " " " " " Retainer
201409F	18636	" " " " " " "
		Screw (2)
267644	18638	Presser Bar Spring Arm Fork

No.	Plate	Name
267645	18638	Presser Bar Spring Arm Fork Lock Washer (nylon)
267646	18638	Presser Bar Spring Arm Fulcrum
201254C	18638	" " " " " Set Screw (2)
267647	18638	Presser Bar Spring Arm Hinge Buffer (leather)
267648	18638	Presser Bar Spring Housing
267660	18638	Presser Bar Spring Housing complete, Nos. 200186H, 267641, 267644, 267645, 267648, 267651, 267652, 267654 and 267655
201524E	18638	Presser Bar Spring Housing Adjusting Nut (2)
200186H	18638	Presser Bar Spring Housing Oil Screw
200378C	18638	" " " " " Set Screw
244084	18638	" " " " " " " Packing (fibre)
267649	18638	Presser Bar Spring Housing Support with 200378C and 244084
267650	18638	Presser Bar Spring Housing Support Retainer
200098F	18638	" " " " " " " Screw (2)
267651	18638	Presser Bar Spring Plunger
267652	18638	" " " " " Bearing with 267653
267653	18638	Presser Bar Spring Plunger Bearing Bushing (oil retaining)
267654	18638	Presser Bar Spring Plunger Cap
267655	18638	" " " " " Washer (leather)
268606	18616	Spreader with 268162
268181	18605	" " Bar
268184	18605	" " " Bearing
225887	18605	" " " " Position Pin
200035E	18605	" " " " Screw
268186	18605	" " Driving Connection with two 201020E
268233	18605	Spreader Driving Connection 268186 with 268063 and 351876
201020E	18605	Spreader Driving Connection Cap Screw
268063	18605	" " " " Needle Bearing
268187	18605	" " " Crank with 200373C and 200403C
200373C	18605	Spreader Driving Crank Position Screw
200403C	18605	" " " " Set Screw
268045	18633	" " " Eccentric with two 200364C
268046	18633	" " " " Counter Balance with two 200364C
200364C	18633	Spreader Driving Eccentric Counter Balance Set Screw
200364C	18633	Spreader Driving Eccentric Set Screw
268220	18633	" " " " Thrust Washer (2)
268190	18605	Spreader Driving Pin
268191	18605	" " " " Rock Shaft
268072	18605	" " " " Collar with two 200386C (2)

No.	Plate	Name
200386C	18605	Spreader Driving Rock Shaft Collar Set Screw
268071	18605	Spreader Driving Rock Shaft Needle Bearing (2)
350466C	18605	Spreader Driving Rock Shaft Screw Stud
351876	18605	" " " " " " Ball Roller
201736E	18605	Spreader Driving Rock Shaft Screw Stud Nut
268185	18605	" Holder with two 200380C
200380C	18605	" " Set Screw
268162	18616	" Point
350149C	18605	" Screw
204925	18605	" " Washer
267656	18640	Thread Lubricator with 50608R, 139017, 350549C and three 236957
236957	18640	Thread Lubricator Oil Pad (felt)
350549C	18640	" " " " Regulating Screw
50608R	18640	" " Plug Screw
139017	18640	" " " " Washer
200064D	18640	" " Screw
268614	18643	Throat Plate, for 268618
200100E	18643	" " Screw (3)
267657	18636	Vibrating Presser Bar
267658	18636	" " " Hinge Stud
267659	18643	" " Foot with 200078F, for 267632
200078F	18643	Vibrating Presser Foot Pinch Screw

MACHINE No. 300w203

TWO THREAD CHAIN STITCH

TWO NEEDLES. TWO LOOPERS.
COMPOUND FEED.

ALTERNATING PRESSERS.

MAXIMUM STITCH $3\frac{1}{2}$ TO THE INCH

NEEDLE BAR STROKE $1\frac{1}{4}$ INCHES.

PRESSER BAR LIFT $\frac{3}{8}$ INCH.

FOR LAP SEAM FELLING and INSERTING SLEEVES
in SPORT SHIRTS and SIMILAR WORK in
MEDIUM and HEAVY FABRICS

MADE IN GAUGES FROM $\frac{3}{16}$ TO 1 INCH

Same as Machine No. 300w103 with the following
exceptions:

No.	Plate	Name
267800	18644	Feed Dog, 46 needle hole, for needle sizes 20 and 22, in gauges $\frac{3}{16}$ and $\frac{7}{32}$ in. (teeth cut 15 to the inch) with two 268317 and four 200172D, for 267850
267802	18644	Feed Dog, 46 needle hole, for needle sizes 20 and 22, in gauges $\frac{1}{4}$, $\frac{9}{32}$ and $\frac{5}{16}$ in. (teeth cut 15 to the inch) with two 268318 and four 200172D, for 267851
267804	18644	Feed Dog, 46 needle hole, for needle sizes 20 and 22, in gauges $\frac{11}{32}$, $\frac{3}{8}$ and $\frac{13}{32}$ in. (teeth cut 15 to the inch) with two 268318 and four 200172D, for 267853
267812	18644	Feed Dog, 46 needle hole, for needle sizes 20 and 22, in gauges $\frac{7}{16}$, $\frac{15}{32}$ and $\frac{1}{2}$ in. (teeth cut 15 to the inch) with two 268318 and four 200172D, for 267855
267817	18644	Feed Dog, 46 needle hole, for needle sizes 20 and 22, in gauges from $\frac{17}{32}$ to $\frac{21}{32}$ in., in steps of $\frac{1}{32}$ in. (teeth cut 15 to the inch) with two 268318 and four 200172D, for 267857
267821	18644	Feed Dog, 46 needle hole, for needle sizes 20 and 22, in gauges from $\frac{11}{16}$ to $\frac{31}{32}$ in., in steps of $\frac{1}{32}$ in. (teeth cut 15 to the inch) with two 268318 and four 200172D, for 267858
267825	18644	Feed Dog, 46 needle hole, for needle sizes 20 and 22, in 1 in. gauge (teeth cut 15 to the inch) with two 268318 and four 200172D, for 267859
267676	18644	Lifting Presser Foot, for 267679, in gauges from $\frac{3}{16}$ to $\frac{11}{32}$ in., in steps of $\frac{1}{32}$ in., with 200078F
267677	18644	Lifting Presser Foot, for 267680, in gauges from $\frac{3}{8}$ to 1 in., in steps of $\frac{1}{32}$ in., with 200078F

No.	Plate	Name
268317	18644	Loop Deflector
268088	18639	Looper (2)
268103	18639	" Holder, in gauges from 3/16 to 11/32 in., in steps of 1/32 in., with four 350478C
268104	18639	Looper Holder, in gauges from 3/8 to 5/8 in., in steps of 1/32 in., with four 350478C
268105	18639	Looper Holder, in gauges from 21/32 to 7/8 in., in steps of 1/32 in., with four 350478C
268106	18639	Looper Holder, in 29/32, 15/16, 31/32 and 1 in. gauge, with four 350478C
268296	18639	Looper Thread Guide (on Bed at Looper) for gauges from 3/16 to 15/32 inch
268297	18639	Looper Thread Guide (on Bed at Looper) for gauges from 1/2 to 25/32 inch
268298	18639	Looper Thread Guide (on Bed at Looper) for gauges from 13/16 to 1 inch
268122	18642	Looper Thread Tension Thread Guide (2)
5989	18642	Looper Thread Tension complete, Nos. 418D, 1562J, 10141 and two 2455 (2)
268136	18637	Needle Bar
268219	18639	" " Rock Frame Thread Guide, in gauges from 3/16 to 11/32 in., in steps of 1/32 inch
268254	18639	Needle Bar Rock Frame Thread Guide, in gauges from 3/8 to 5/8 in., in steps of 1/32 inch
268255	18639	Needle Bar Rock Frame Thread Guide, in gauges from 21/32 to 7/8 in., in steps of 1/32 inch
268256	18639	Needle Bar Rock Frame Thread Guide, in 29/32, 15/16, 31/32 and 1 in. gauge
268151	18639	Needle Holder, in gauges from 3/16 to 11/32 in., in steps of 1/32 in., with two 50014C
268152	18639	Needle Holder, in gauges from 3/8 to 5/8 in., in steps of 1/32 in., with two 50014C
268154	18639	Needle Holder, in gauges from 21/32 to 7/8 in., in steps of 1/32 in., with two 50014C
268156	18639	Needle Holder, in 29/32, 15/16, 31/32 and 1 in. gauge, with two 50014C
50014C	18639	Needle Set Screw
226206	18642	" Thread Tension Releasing Pin (2)
54279	18642	" " " Thread Guide (double) (2)
268263	18642	Needle Thread Tension complete, Nos. 32572, 59537 to 59539, 131741 and two 2102 (2)
268177	18639	Spreader, in gauges from 3/16 to 11/32 in., in steps of 1/32 in., with two 268162
268178	18639	Spreader, in gauges from 3/8 to 5/8 in., in steps of 1/32 in., with two 268162
268179	18639	Spreader, in gauges from 21/32 to 7/8 in., in steps of 1/32 in., with two 268162
268180	18639	Spreader, in 29/32, 15/16, 31/32 and 1 in. gauge, with two 268162
267850	18644	Throat Plate, for 267800, in gauges 3/16 and 7/32 inch
267851	18644	Throat Plate, for 267802, in gauges 1/4, 9/32 and 5/16 inch
267853	18644	Throat Plate, for 267804, in gauges 11/32, 3/8 and 13/32 inch

No.	Plate	Name
267855	18644	Throat Plate, for 267812, in gauges 7/16, 15/32 and 1/2 inch
267857	18644	Throat Plate, for 267817, in gauges from 17/32 to 21/32 in., in steps of 1/32 inch
267858	18644	Throat Plate, for 267821, in gauges from 11/16 to 31/32 in., in steps of 1/32 inch
267859	18644	Throat Plate, for 267825, in 1 in. gauge
267679	18644	Vibrating Presser Foot, 40 needle hole, in gauges from 3/16 to 11/32 in., in steps of 1/32 in., with 200078F, for 267676
267680	18644	Vibrating Presser Foot, 40 needle hole, in gauges from 3/8 to 1 in., in steps of 1/32 in., with 200078F, for 267677

SINGER Needles should be used
in SINGER Machines
These Needles and their Containers
are marked with the
Company's Trade Mark "SIMANCO.**" ¹

Needles in Containers marked
"FOR SINGER MACHINES"
are NOT SINGER made needles. ²

ACCESSORIES

FOR MACHINE No. 300w103

No.	Plate	Name
62x59	-----	Needles, six, size 22
228443	18612	Drip Pan
200019E	18612	" " Screw (2)
210805	18612	" " " Washer (2)
52843	18612	" " " " (leather) (4)
268280	18611	Looper and Needle Bar Setting Gauge
268276	18611	" Threading Wire
131961	18612	Machine Base Oil Drain Jar (glass)
131962	18612	" " " " " Cap
131188	18612	" " " " " Clamp
131217	18612	" " " " " " 131188
		with 131189
131189	18612	Machine Base Oil Drain Jar Clamp Lever
1247C	18612	" " " " " " Screw
131266	18612	" " " " " Nipple (short)
228452	18612	Machine Base Oil Drain Jar complete, Nos. 131217, 131266, 131961, 131962 and two 1247C
228320	18645	Machine Cushion (felt) (4)
228444	18645	" " (neoprene) (4)
41400	18611	" Rest Pin (wood)
228449	18645	" Support (left) with two wood screws 1-1/4 in., No. 12, F. H. B.
228450	18645	Machine Support (right) with two wood screws 1-1/4 in., No. 12, F. H. B.
228491	18611	Pressure Oiler
225498	18611	Screw Driver (7-1/4 in. long)
255542	18611	" " (8 in. blade)
228476	18611	" " (Bobbin Case)
27739	18611	Thread Cone (wood) (2)
228451	18611	Tweezers
202511	18611	Wrench
232900	18611	Wrench
249820	18611	Wrench
255540	18611	" (steel)

FURNISHED ONLY WITH MACHINES ORDERED

FOR SEMI-SUBMERGED INSTALLATION

41401	-----	Machine Rest Pin (wood) (in place of 41400)
228460	-----	" Support (left) with two wood screws 1-1/4 in., No. 12, F. H. B. (in place of 228449)
228461	-----	Machine Support (right) with two wood screws 1-1/4 in., No. 12, F. H. B. (in place of 228450)

FOOT LIFTER TREADLE

No.	Plate	Name
228716	18646	Treadle
228474	18646	" Chain, 34 in. long, with two 202784
202784	18646	" " Hook
14373	18646	" Extension
50581R	18646	" " Screw
2718R	18646	" " " Washer
17881	18646	" Shaft
14374	18646	" Spring
14375	18646	" Stand
228717	18646	Foot Lifter Treadle complete, Nos. 2718R, 14373 to 14375, 17881, 50581R and 228716

THREAD UNWINDER
FOR TWO SPOOLS

228647	18627	Base with two 200341C
228692	18627	Spool Pin
201528H	18627	" " Nut
228693	18627	" " Washer
225257	18627	" Rest (for two spools) (flat) with 201018C, two each 201528H, 228692 and 228693
150203	18627	Spool Rest Cushion (felt)
228648	18627	" " Rod
200341C	18627	" " Set Screw
201018C	18627	" " Set Screw
228649	18627	Thread Tube with two 268125
268125	18627	" " Bushing
350101AL	18627	" " Set Screw
228658	18627	" " Support with 201129H and four 350101AL
201129H	18627	Thread Tube Support Set Screw
228650	18627	Thread Unwinder complete, for two spools, Nos. 225257, 228647, 228648, 228658, two each 150203, 228649 and three wood screws 1-1/4 in., No. 14, F. H. B.

FOR MACHINE No. 300w203

Same as Machine No. 300w103 with the following exceptions:

62x59	-----	Needles, twelve, size 22
27739	18611	Thread Cone (wood) (4)

ACCESSORIES

THREAD UNWINDER FOR FOUR SPOOLS

No.	Plate	Name
228647	18628	Base with two 200341C
228692	18628	Spool Pin
201528H	18628	" " Nut
228693	18628	" " Washer
225257	18628	" Rest (for two spools) (flat) with 201018C, two each 201528H, 228692 and 228693
150203	18628	Spool Rest Cushion (felt)
228648	18628	" " Rod
200341C	18628	" " " Set Screw
201018C	18628	" " Set Screw
228652	18628	" " Stud
228651	18628	" " Support with 201129H, two 228652 and eight 350101AL
201129H	18628	Spool Rest Support Set Screw
228649	18628	Thread Tube with two 268125
268125	18628	" " Bushing
350101AL	18628	" " Set Screw
228653	18628	Thread Unwinder complete, for four spools, Nos. 228647, 228648, 228651, two 225257, four each 150203, 228649 and three wood screws 1-1/4 in., No. 14, F. H. B.

FEED DOGS

FOR MACHINE No. 300w103

268618	18643	Feed Dog with 268318 and two 200172D, for 268614
--------	-------	---

FOR MACHINE No. 300w203

267800	18644	Feed Dog, 46 needle hole, for needle sizes 20 and 22, in gauges 3/16 and 7/32 in. (teeth cut 15 to the inch) with two 268317 and four 200172D, for 267850
267802	18644	Feed Dog, 46 needle hole, for needle sizes 20 and 22, in gauges 1/4, 9/32 and 5/16 in. (teeth cut 15 to the inch) with two 268318 and four 200172D, for 267851

No.	Plate	Name
267804	18644	Feed Dog, 46 needle hole, for needle sizes 20 and 22, in gauges 11/32, 3/8 and 13/32 in. (teeth cut 15 to the inch) with two 268318 and four 200172D, for 267853
267812	18644	Feed Dog, 46 needle hole, for needle sizes 20 and 22, in gauges 7/16, 15/32 and 1/2 in. (teeth cut 15 to the inch) with two 268318 and four 200172D, for 267855
267817	18644	Feed Dog, 46 needle hole, for needle sizes 20 and 22, in gauges from 17/32 to 21/32 in., in steps of 1/32 in. (teeth cut 15 to the inch) with two 268318 and four 200172D, for 267857
267821	18644	Feed Dog, 46 needle hole, for needle sizes 20 and 22, in gauges from 11/16 to 31/32 in., in steps of 1/32 in. (teeth cut 15 to the inch) with two 268318 and four 200172D, for 267858
267825	18644	Feed Dog, 46 needle hole, for needle sizes 20 and 22, in 1 in. gauge (teeth cut 15 to the inch) with two 268318 and four 200172D, for 267859
267815	18644	Feed Dog, 40 needle hole, for needle sizes 23 and 24, in gauges 11/32, 3/8 and 13/32 in. (teeth cut 15 to the inch) with two 268318 and four 200172D, for 267853
267819	18644	Feed Dog, 40 needle hole, for needle sizes 23 and 24, in gauges 11/32, 3/8 and 13/32 in. (teeth cut 8 to the inch) with two 268318 and four 200172D, for 267853
267826	18644	Feed Dog, 40 needle hole, for needle sizes 23 and 24, in gauges 7/16, 15/32 and 1/2 in. (teeth cut 15 to the inch) with two 268318 and four 200172D, for 267855
267831	18644	Feed Dog, 40 needle hole, for needle sizes 23 and 24, in gauges 7/16, 15/32 and 1/2 in. (teeth cut 8 to the inch) with two 268318 and four 200172D, for 267855
267834	18644	Feed Dog, 40 needle hole, for needle sizes 23 and 24, in gauges from 17/32 to 21/32 in., in steps of 1/32 in. (teeth cut 8 to the inch) with two 268318 and four 200172D, for 267857
267835	18644	Feed Dog, 40 needle hole, for needle sizes 23 and 24, in gauges from 11/16 to 31/32 in., in steps of 1/32 in. (teeth cut 15 to the inch) with two 268318 and four 200172D, for 267858
267837	18644	Feed Dog, 40 needle hole, for needle sizes 23 and 24, in gauges from 11/16 to 31/32 in., in steps of 1/32 in. (teeth cut 8 to the inch) with two 268318 and four 200172D, for 267858

FEED DOGS

No.	Plate	Name
267838	18644	Feed Dog, 40 needle hole, for needle sizes 23 and 24, in 1 in. gauge (teeth cut 8 to the inch) with two 268318 and four 200172D, for 267859

LOOPER HOLDERS

FOR MACHINE No. 300w103

268602	18616	Looper Holder with two 350478C
--------	-------	--------------------------------

FOR MACHINE No. 300w203

268103	18639	Looper Holder, in gauges from 3/16 to 11/32 in., in steps of 1/32 in., with four 350478C
268104	18639	Looper Holder, in gauges from 3/8 to 5/8 in., in steps of 1/32 in., with four 350478C
268105	18639	Looper Holder, in gauges from 21/32 to 7/8 in., in steps of 1/32 in., with four 350478C
268106	18639	Looper Holder, in 29/32, 15/16, 31/32 and 1 in. gauge, with four 350478C

LOOPER THREAD GUIDES

(on Bed at Looper)

FOR MACHINE No. 300w103

268296	18616	Looper Thread Guide (on Bed at Looper)
--------	-------	--

FOR MACHINE No. 300w203

268296	18639	Looper Thread Guide (on Bed at Looper) for gauges from 3/16 to 15/32 inch
268297	18639	Looper Thread Guide (on Bed at Looper) for gauges from 1/2 to 25/32 inch
268298	18639	Looper Thread Guide (on Bed at Looper) for gauges from 13/16 to 1 inch

NEEDLE BAR ROCK FRAME THREAD GUIDES

FOR MACHINE No. 300w103

No.	Plate	Name
268219	18616	Needle Bar Rock Frame Thread Guide

FOR MACHINE No. 300w203

268219	18639	Needle Bar Rock Frame Thread Guide, in gauges from 3/16 to 11/32 in., in steps of 1/32 inch
268254	18639	Needle Bar Rock Frame Thread Guide, in gauges from 3/8 to 5/8 in., in steps of 1/32 inch
268255	18639	Needle Bar Rock Frame Thread Guide, in gauges from 21/32 to 7/8 in., in steps of 1/32 inch
268256	18639	Needle Bar Rock Frame Thread Guide, in 29/32, 15/16, 31/32 and 1 in. gauge

NEEDLE HOLDERS

FOR MACHINE No. 300w203

268151	18639	Needle Holder, in gauges from 3/16 to 11/32 in., in steps of 1/32 in., with two 50014C
268152	18639	Needle Holder, in gauges from 3/8 to 5/8 in., in steps of 1/32 in., with two 50014C
268154	18639	Needle Holder, in gauges from 21/32 to 7/8 in., in steps of 1/32 in., with two 50014C
268156	18639	Needle Holder, in 29/32, 15/16, 31/32 and 1 in. gauge, with two 50014C

PRESSER FEET

FOR MACHINE No. 300w103

267632	18643	Lifting Presser Foot with 200078F, for 267659
267659	18643	Vibrating Presser Foot with 200078F, for 267632

PRESSER FEET

FOR MACHINE No. 300w203

No.	Plate	Name
267676	18644	Lifting Presser Foot, for 267679, in gauges from 3/16 to 11/32 in., in steps of 1/32 in., with 200078F
267677	18644	Lifting Presser Foot, for 267680, in gauges from 3/8 to 1 in., in steps of 1/32 in., with 200078F
267679	18644	Vibrating Presser Foot, 40 needle hole, in gauges from 3/16 to 11/32 in., in steps of 1/32 in., with 200078F, for 267676
267680	18644	Vibrating Presser Foot, 40 needle hole, in gauges from 3/8 to 1 in., in steps of 1/32 in., with 200078F, for 267677

SPREADERS

FOR MACHINE No. 300w103

268606	18616	Spreader with 268162
--------	-------	----------------------

FOR MACHINE No. 300w203

268177	18639	Spreader, in gauges from 3/16 to 11/32 in., in steps of 1/32 in., with two 268162
268178	18639	Spreader, in gauges from 3/8 to 5/8 in., in steps of 1/32 in., with two 268162
268179	18639	Spreader, in gauges from 21/32 to 7/8 in., in steps of 1/32 in., with two 268162
268180	18639	Spreader, in 29/32, 15/16, 31/32 and 1 in. gauge, with two 268162

THROAT PLATES

FOR MACHINE No. 300w103

268614	18643	Throat Plate, for 268618
--------	-------	--------------------------

FOR MACHINE No. 300w203

No.	Plate	Name
267850	18644	Throat Plate, for 267800, in gauges $3/16$ and $7/32$ inch
267851	18644	Throat Plate, for 267802, in gauges $1/4$, $9/32$ and $5/16$ inch
267853	18644	Throat Plate, for 267804, 267815 and 267819, in gauges $11/32$, $3/8$ and $13/32$ inch
267855	18644	Throat Plate, for 267812, 267826 and 267831, in gauges $7/16$, $15/32$ and $1/2$ inch
267857	18644	Throat Plate, for 267817 and 267834, in gauges from $17/32$ to $21/32$ in., in steps of $1/32$ inch
267858	18644	Throat Plate, for 267821, 267835 and 267837, in gauges from $11/16$ to $31/32$ in., in steps of $1/32$ inch
267859	18644	Throat Plate, for 267825 and 267838, in 1 in. gauge

SINGER Needles should be used
in **SINGER** Machines
These Needles and their Containers
are marked with the
Company's Trade Mark "SIMANCO.**" ¹

Needles in Containers marked
"FOR SINGER MACHINES"
are NOT **SINGER** made needles. ²

NUMERICAL LIST OF PARTS

No.	Plate	Name
418D	18641	Looper Thread Tension Stud, for 5989
1247C	18612	Machine Base Oil Drain Jar Clamp Screw, for 228452
1562J	18641	Looper Thread Tension Thumb Nut, for 5989
2022	18638	Lifting Rock Shaft Crank Pin, for 267634
2102	18641	Needle Thread Tension Disc, for 268263
2455	18641	Looper Thread Tension Disc, for 5989
2718R	18646	Foot Lifter Treadle Extension Screw Washer, for 228717
5989	18641	Looper Thread Tension complete, Nos. 418D, 1562J, 10141 and two 2455
8554	18638	Lifting Rock Shaft Bracket Position Pin, for 267601
8582	18640	Arm Position Pin
10141	18641	Looper Thread Tension Spring, for 5989
	Nos. 14373 to 14375, for 228717	
14373	18646	Foot Lifter Treadle Extension
14374	18646	" " " Spring
14375	18646	" " " Stand
17881	18646	" " " Shaft, for 228717
25362	18636	Presser Bar Spring Arm Ball Bearing
27739	18611	Thread Cone (wood)
32572	18641	Needle Thread Tension Releasing Disc, for 268263
41400	18611	Machine Rest Pin (wood)
41401	-----	" " " " (used in place of 41400) for semi-submerged installation
50014C	18639	Needle Set Screw, for 268151, 268152, 268154 and 268156
50169J	18641	Looper Thread Guide (top of Arm) Screw, for 268218
50326C	18641	Needle Thread Tension Stud, for 59539
50581R	18646	Foot Lifter Treadle Extension Screw, for 228717
50608R	18640	Thread Lubricator Plug Screw, for 267656
51570C	18641	Needle Thread Tension Thumb Nut, for 59539
52843	18612	Drip Pan Screw Washer (leather)
54279	18641	Needle Thread Tension Thread Guide (double)
	Nos. 59537 to 59539, for 268263	
59537	18641	Needle Thread Tension Spring Bushing (front)
59538	18641	Needle Thread Tension Spring Bushing (back)
59539	18641	Needle Thread Tension Stud 50326C with 51570C

NUMERICAL LIST OF PARTS

No.	Plate	Name
67425	18635	Looper Carrier Crank Clamping Stud Washer
131188	18612	Machine Base Oil Drain Jar Clamp, for 131217
131189	18612	Machine Base Oil Drain Jar Clamp Lever, for 131217
131217	18612	Machine Base Oil Drain Jar Clamp 131188 with 131189, for 228452
131266	18612	Machine Base Oil Drain Jar Nipple (short) for 228452
131741	18641	Needle Thread Tension Spring, for 268263
131961	18612	Machine Base Oil Drain Jar (glass) for 228452
131962	18612	Machine Base Oil Drain Jar Cap , for 228452
139017	18640	Thread Lubricator Plug Screw Washer, for 267656
139158	18641	Looper Thread Guide (top of Arm) for 268218
150203	18627	Thread Unwinder Spool Rest Cushion (felt) for 228650 and 228653
200004E	18640	Arm Screw
200019E	18612	Drip Pan Screw
200029E	18640	Arm Head Screw, for 267601
200030H	18638	Lifting Rock Shaft Bracket Screw, for 267601
200035D	18641	Looper Thread Guide Screw
200035E	18605	Spreader Bar Bearing Screw, for 268401
200040AL	18634	Feed Dog Shank Screw
200043C	18636	Needle Bar Rock Frame Driving Arm Pinch Screw, for 267638
200047D	18632	Arm Shaft Ball Bearing (back) Housing Screw, for 267601
200047E	18641	Needle Thread Tension Bracket Screw
200053H	18640	Bed Plate Screw
200054C	18641	Looper Thread Tube Clamp Screw
200058C	18638	Foot Lifter Arm Pinch Screw, for 267611
200058C	18638	Lifting Eccentric Connection Crank Pinch Screw, for 267621
200061C	18634	Feed Driving Rock Shaft Crank Pinch Screw, for 268073
200061C	18634	Feed Lifting Rock Shaft Crank Pinch Screw, for 268198
200061D	18638	Lifting Crank Pinch Screw, for 267616
200064D	18641	Needle Thread Nipper Bearing Plate Screw
200064D	18640	Thread Lubricator Screw
200066D	18636	Lifting Presser Bar Guide Block Pinch Screw, for 267629
200069C	18636	Needle Bar Connecting Stud Pinch Screw, for 268141
200078H	18640	Arm Side Cover Screw
200078F	18633	Feed Regulating Stud Socket Screw
200078F	18643	Lifting Presser Foot Pinch Screw, for 267632, 267676 and 267677
200078F	18643	Vibrating Presser Foot Pinch Screw, for 267659, 267679 and 267680
200081C	18636	Lifting Presser Bar Guide Block Adjusting Screw, for 267629
200082D	18641	Needle Thread Guide Screw
200085C	18635	Looper Carrier Shaft Bushing (left) Position Plate Screw

No.	Plate	Name
200089C	18635	Looper Carrier Crank Hinge Pin Pinch Screw, for 268307
200095H	18636	Needle Bar Connecting Link Cap Washer Screw
200098F	18633	Looper Thread Take-up Driving Connection Hinge Stud Set Screw, for 268115
200098F	18634	Looper Throw-out Safety Latch Spring Bracket Screw
200098F	18638	Presser Bar Spring Housing Support Retainer Screw
200100C	18643	Feed Dog Screw
200100E	18643	Throat Plate Screw
200123D	18636	Needle Bar Rock Frame Driving Connection Cap Screw
200125F	18636	Needle Set Screw, for 268603
200164H	18640	Bed Plate Slide Spring Screw, for 267606
200167E	18638	Lifting Link Hinge Pin Set Screw, for 267616 and 267636
200172D	18643	Loop Deflector Screw, for 267800, 267802, 267804, 267812, 267815, 267817, 267819, 267821, 267825, 267826, 267831, 267834, 267835, 267837, 267838 and 268618
200173D	18636	Needle Bar Oiling Felt Holder Screw
200186H	18638	Presser Bar Spring Housing Oil Screw, for 267660
200303H	18635	Looper Driving Crank Oil Hole Cover Screw
200337C	18632	Needle Bar Rock Frame Regulating Stud Sleeve Set Screw
200341C	18627	Thread Unwinder Spool Rest Rod Set Screw, for 228647
200342C	18632	Balance Wheel Position Screw, for 268048
200344C	18635	Looper Driving Crank Position Screw, for 268277
200346C	18632	Needle Bar Crank Set Screw, for 268142
200347C	18632	Balance Wheel Set Screw, for 268048
200351C	18636	Lifting Presser Bar Guide Rod Set Screw (upper) for 267602
200353C	18640	Face Plate Hinge Pin Set Screw (long) for 267607
200354C	18632	Arm Shaft Counter Balance Position Screw, for 268732
200354C	18633	Bed Shaft Counter Balance Position Screw, for 268732
200354C	18634	Feed Driving Rock Frame Position Screw, for 268069
200354C	18635	Looper Carrier Shaft Bushing Position Screw, for 268095 and 268097
200354C	18632	Needle Bar Crank Position Screw, for 268142
200362C	18632	Arm Shaft Counter Balance Set Screw, for 268732
200362C	18633	Bed Shaft Counter Balance Set Screw, for 268732
200362C	18634	Feed Driving Rock Frame Set Screw, for 268069
200362C	18636	Lifting Lever Hinge Stud Set Screw
200362C	18635	Looper Carrier Shaft Bushing Set Screw, for 268095 and 268097

NUMERICAL LIST OF PARTS

No.	Plate	Name
200362C	18635	Looper Driving Crank Set Screw, for 268277
200362C	18633	" Thread Take-up Lever Hinge Stud Set Screw
200362C	18635	Looper Throw-out Gear Set Screw, for 268126
200364C	18635	Looper Throw-out Gear Locking Plunger Stop Screw Set Screw
200364C	18632	Needle Bar Rock Frame Regulating Stud Cap Set Screw, for 264709
200364C	18633	Spreader Driving Eccentric Counter Balance Set Screw, for 268046
200364C	18633	Spreader Driving Eccentric Set Screw, for 268045
200373C	18634	Feed Lifting Link Hinge Pin Set Screw, for 268034 and 268075
200373C	18638	Foot Lifter Arm Set Screw, for 267611
200373C	18605	Spreader Driving Crank Position Screw, for 268187
200378C	18633	Looper Thread Take-up Driving Eccentric Set Screw, for 268113
200378C	18632	Needle Bar Crank Position Screw Check Screw, for 268142
200378C	18638	Presser Bar Spring Housing Set Screw, for 267649
200379C	18632	Needle Bar Crank Oil Hole Plug Screw, for 268142
200380C	18634	Feed Bar Hinge Pin Collar Set Screw, for 202574
200380C	18632	Lifting Eccentric Spacing Collar Set Screw, for 267624
200380C	18605	Spreader Holder Set Screw, for 268185
200382C	18633	Feed Driving Eccentric Adjusting Disc Spring Collar Set Screw, for 268067
200386C	18634	Feed Driving Rock Shaft Collar Set Screw, for 268072
200386C	18634	Feed Lifting Rock Shaft Collar Set Screw, for 268072
200386C	18638	Lifting Rock Shaft Collar Set Screw, for 268072
200386C	18633	Looper Thread Take-up Lever Hinge Stud Collar Set Screw, for 268072
200386C	18634	Looper Throw-out Safety Latch Collar Set Screw, for 268199
200386C	18605	Spreader Driving Rock Shaft Collar Set Screw, for 268072
200394C	18635	Feed Lifting Eccentric Set Screw, for 268047
200394C	18641	Looper Thread Take-up Thread Guide Support Stud Set Screw
200394C	18632	Needle Thread Nipper Eccentric Set Screw, for 268225
200403C	18634	Feed Bar Set Screw, for 268034
200403C	18605	Spreader Driving Crank Set Screw, for 268187
200417C	18636	Lifting Presser Bar Guide Rod Set Screw (lower) for 267602
200418C	18638	Lifting Crank Set Screw, for 267616

No.	Plate	Name
200444C	18635	Looper Throw-out Gear Locking Plunger Stop Screw
200558H	18640	Bed Hinge Connection Screw
200564E	18641	Looper Thread Tension Bracket Screw
200571XC	18640	Face Plate Lock Spring Screw
200573D	18635	Looper Driving Crank Oil Stop Screw, for 268277
200578XC	18641	Looper Thread Guide (top of Arm) Bracket Screw
200583C	18616	Needle Bar Rock Frame Thread Guide Screw
200650H	18638	Foot Lifter Crank Stop Screw Stud
201018C	18627	Thread Unwinder Spool Rest Set Screw, for 225257
201020E	18605	Spreader Driving Connection Cap Screw, for 268186
201052C	18633	Looper Thread Take-up Rod Set Screw, for 268115
201052C	18641	Needle Thread Tension Releaser Cap Set Screw, for 268169
201063D	18638	Lifting Eccentric Connection Hinge Pin Pinch Screw, for 267621
201129H	18628	Thread Unwinder Spool Rest Support Set Screw, for 228651
201129H	18627	Thread Unwinder Thread Tube Support Set Screw, for 228658
201160E	18638	Foot Lifter Lever (back) Spring Screw Eye
201162E	18638	" " " (front) Spring Screw Stud
201188C	18636	Needle Thread Guide (on Needle Bar Connecting Stud) Set Screw, for 268141
201220C	18633	Looper Thread Take-up Driving Eccentric Position Screw, for 268113
201254C	18632	Arm Shaft Connection Belt Pulley Set Screw, for 268006
201254C	18633	Bed Shaft Connection Belt Pulley Set Screw, for 268028
201254C	18638	Presser Bar Spring Arm Fulcrum Set Screw
201256C	18634	Feed Lifting Crank Pinch Screw, for 268075
201363C	18638	Foot Lifter Lever (back) Hinge Screw
201403H	18632	Needle Thread Nipper Eccentric Flange Screw
201409F	18636	Presser Bar Spring Arm Ball Bearing Retainer Screw
201416C	18640	Face Plate Hinge Pin Set Screw, for 267607
201418C	18634	Feed Driving Rock Shaft Crank Position Screw, for 268073
201418C	18634	Feed Lifting Rock Shaft Crank Position Screw, for 268198
201477C	18635	Looper Throw-out Gear Locking Plunger Screw Bushing
201485C	18638	Foot Lifter Lever (back) Spring Screw, for 267601
201522E	18634	Feed Driving Connection Hinge Stud Nut
201522E	18634	" Lifting Connection Hinge Stud Nut
201522E	18636	Needle Bar Rock Frame Driving Connection Hinge Stud Nut
201524E	18635	Looper Carrier Crank Clamping Stud Nut

NUMERICAL LIST OF PARTS

No.	Plate	Name
201524E	18638	Presser Bar Spring Housing Adjusting Nut
201525E	18634	Feed Dog Shank Screw Lock Nut
201526E	18638	Foot Lifter Lever Rod Hinge Screw Nut
201528H	18627	Thread Unwinder Spool Pin Nut, for 225257
201537H	18634	Feed Dog Shank Adjusting Screw Lock Nut, for 268316
201537H	18641	Needle Thread Nipper Spring Plunger Nut
201553D	18635	Looper Throw-out Rack Rod Thumb Nut, for 268314
201620D	18635	Looper Throw-out Gear Locking Plunger Thumb Nut
201733XC	18641	Needle Thread Nipper Adjusting Collar with 350101AL
201736E	18605	Spreader Driving Rock Shaft Screw Stud Nut
202005	18640	Arm Screw Washer
202253	18632	" Shaft Connection Belt Pulley Spring Flange, for 268006
202423	18636	Needle Bar Connecting Stud Oil Packing (wick) for 268141
202511	18611	Wrench
202574	18634	Feed Bar Hinge Pin Collar with 200380C
202784	18646	Foot Lifter Treadle Chain Hook, for 228474
203941	18638	" " Lever (front) Spring
204235	18640	Arm Head Position Pin, for 267601
204348	18638	Foot Lifter Lever (back) Spring
204365	18641	Needle Thread Tension Releaser Spring
204925	18635	Looper Driving Crank Oil Hole Cover Screw Washer
204925	18605	Spreader Screw Washer
206133	18638	Foot Lifter Lever Rod Hinge Screw Washer
208636	18634	Feed Dog Shank Screw Washer
208636	18616	Looper Holder Screw Washer
210805	18612	Drip Pan Screw Washer
214529	18632	Needle Bar Rock Frame Regulating Stud Spring, for 268150
222613	18641	Needle Thread Nipper Spring
225257	18627	Thread Unwinder Spool Rest (for two spools) (flat) with 201018C, two each 201528H, 228692 and 228693, for 228650 and 228653
225498	18611	Screw Driver (7-1/4 in. long)
225887	18605	Spreader Bar Bearing Position Pin, for 268401
226206	18641	Needle Thread Tension Releasing Pin
228320	18645	Machine Cushion (felt)
228443	18612	Drip Pan
228444	18645	Machine Cushion (neoprene)
228448	18645	" Locating Stud
228449	18645	" Support (left) with two wood screws 1-1/4 in., No. 12, F. H. B.
228450	18645	Machine Support (right) with two wood screws 1-1/4 in., No. 12, F. H. B.
228451	18611	Tweezers
228452	18612	Machine Base Oil Drain Jar complete, Nos. 131217, 131266, 131961, 131962 and two 1247C
228460	-----	Machine Support (left) with two wood screws 1-1/4 in., No. 12, F. H. B. (used in place of 228449) for semi-submerged installation

No.	Plate	Name
228461	-----	Machine Support (right) with two wood screws 1-1/4 in., No. 12, F. H. B. (used in place of 228450) for semi-submerged installation
228474	18646	Foot Lifter Treadle Chain, 34 in. long, with two 202784
228476	18611	Screw Driver (Bobbin Case)
228491	18611	Pressure Oiler
	Nos.	228647 to 228649, for 228650 and 228653
228647	18627	Thread Unwinder Base with two 200341C
228648	18627	" " Spool Rest Rod
228649	18627	" " Thread Tube with two 268125
228650	18627	Thread Unwinder complete, for two spools, Nos. 225257, 228647, 228648, 228658, two each 150203, 228649 and three wood screws 1-1/4 in., No. 14 F. H. B., for Machine No. 300w103
228651	18628	Thread Unwinder Spool Rest Support with 201129H, two 228652 and eight 350101AL, for 228653
228652	18628	Thread Unwinder Spool Rest Stud, for 228651
228653	18628	Thread Unwinder complete, for four spools, Nos. 228647, 228648, 228651, two 225257, four each 150203, 228649 and three wood screws 1-1/4 in., No. 14, F. H. B., for Machine No. 300w203
228658	18627	Thread Unwinder Thread Tube Support with 201129H and four 350101AL, for 228650
228692	18627	Thread Unwinder Spool Pin, for 225257
228693	18627	" " " " Washer, for 225257
228716	18646	Foot Lifter Treadle, for 228717
228717	18646	Foot Lifter Treadle complete, Nos. 2718R, 14373 to 14375, 17881, 50581R and 228716
232900	18611	Wrench
236957	18640	Thread Lubricator Oil Pad (felt) for 267656
238089	18638	Needle Thread Tension Releasing Plate Pin, for 268085
240245	18633	Feed Regulating Stud Retaining Spring
241763	18633	" Driving Eccentric Friction Plate Screw Set Screw Packing (brass) for 268315
241763	18632	Lifting Eccentric Friction Plate Screw Set Screw Packing (brass) for 267622
241763	18632	Needle Bar Rock Frame Driving Eccentric Friction Plate Screw Set Screw Packing (brass) for 267639
244071	18638	Lifting Eccentric Connection Hinge Pin Oil Packing (wick) for 267617
244071	18638	Lifting Link Hinge Pin Oil Packing (wick) for 267617
244084	18638	Presser Bar Spring Housing Set Screw Packing (fibre) for 267649
248411	18640	Arm Side Cover Oil Shield Felt Staple, for 267661
249820	18611	Wrench

NUMERICAL LIST OF PARTS

No.	Plate	Name
250265	18635	Looper Throw-out Gear Locking Plunger Spring
255540	18611	Wrench (steel)
255542	18611	Screw Driver (8 in. blade)
264709	18632	Needle Bar Rock Frame Regulating Stud Cap with 200364C, for 268150
265307	18640	Bed Hinge Connection
267093	18636	Lifting Lever Needle Bearing, for 267625
267110	18638	" Rock Shaft Needle Bearing
*267601	-----	Arm with 201485C, 204235, 267602, 267635, 268004, two each 8554, 200030H, three each 200029E and 200047D
*267602	-----	Arm Head with 200351C and 200417C, for 267601
267603	18632	Arm Shaft with 268009, 268044, 268264, two each 268214 and 350534C
267604	18640	Arm Side Cover
267605	18640	Bed Plate (left)
267606	18640	" " Slide with two 268022 and four 200164H
267607	18640	Face Plate with 200353C, 268033 and two 201416C
267608	18634	Feed Driving Connection, for 267609
267608	18632	Needle Bar Rock Frame Driving Connection, for 267609
267609	18634	Feed Driving Connection 267608 with 271055
267609	18632	Needle Bar Rock Frame Driving Connection 267608 with 271055
267610	18633	Feed Driving Eccentric
267610	18632	Needle Bar Rock Frame Driving Eccentric
267611	18638	Foot Lifter Arm with 200058C and 200373C
267612	18638	" " Crank
267613	18638	" " Lever (front) with 267614
267614	18638	" " " " Hinge Pin, for 267613
267615	18638	Foot Lifter Rod
267616	18638	Lifting Crank with 200167E, 200418C and two 200061D
267617	18638	Lifting Eccentric Connection Hinge Pin with 244071
267617	18638	Lifting Link Hinge Pin with 244071
267618	18632	" Eccentric Adjusting Disc Spring
267619	18632	" " Connection, for 267620
267620	18632	" " " 267619 with 268063
267621	18638	Lifting Eccentric Connection Crank with 201063D and two 200058C
267622	18632	Lifting Eccentric Flange with 267623, two each 241763, 350467AL, 350477C and 350548C
267623	18633	Feed Driving Eccentric Friction Plate, for 268315
267623	18632	Lifting Eccentric Friction Plate, for 267622
267623	18632	Needle Bar Rock Frame Driving Eccentric Friction Plate, for 267639
267624	18632	Lifting Eccentric Spacing Collar with two 200380C

No.	Plate	Name
267625	18636	Lifting Lever with two 267093
267626	18636	" " Hinge Stud
267627	18638	" Link
267628	18636	" Presser Bar
267629	18636	" " " Guide Block with 200066D and 200081C
267630	18636	Lifting Presser Bar Guide Rod
267631	18636	" " " Lifting Crank with 268258
267632	18643	Lifting Presser Foot with 200078F, for 267659, for Machine No. 300w103
267633	18638	Lifting Rock Shaft, for 267634
267634	18638	" " " 267633 with 2022 and 267636
267635	18638	Lifting Rock Shaft Bracket, for 267601
267636	18638	" " " Crank with 200167E, for 267634
267637	18636	Needle Bar Rock Frame
267638	18636	" " " " Driving Arm with two 200043C
267639	18632	Needle Bar Rock Frame Driving Eccentric Flange with 267623, two each 241763, 350467AL, 350477C and 350548C
267641	18638	Presser Bar Spring, for 267660
267642	18638	" " " Arm
267643	18636	" " " " Ball Bearing Retainer
267644	18638	Presser Bar Spring Arm Fork, for 267660
267645	18638	" " " " Lock Washer (nylon) for 267660
267646	18638	Presser Bar Spring Arm Fulcrum
267647	18638	" " " " Hinge Buffer (leather)
267648	18638	Presser Bar Spring Housing, for 267660
267649	18638	" " " " Support with 200378C and 244084
267650	18638	Presser Bar Spring Housing Support Retainer
267651	18638	" " " Plunger, for 267660
267652	18638	" " " " Bearing with 267653, for 267660
267653	18638	Presser Bar Spring Plunger Bearing Bushing (oil retaining) for 267652
267654	18638	Presser Bar Spring Plunger Cap, for 267660
267655	18638	" " " " Washer (leather) for 267660
267656	18640	Thread Lubricator with 50608R, 139017, 350549C and three 236957
267657	18636	Vibrating Presser Bar
267658	18636	" " " Hinge Stud
267659	18643	" " " Foot with 200078F, for 267632
267660	18638	Presser Bar Spring Housing complete, Nos. 200186H, 267641, 267644, 267645, 267648, 267651, 267652, 267654 and 267655
267661	18640	Arm Side Cover Oil Shield with 248411 and 267662

No.	Plate	Name
267662	18640	Arm Side Cover Oil Shield Felt, for 267661
267676	18644	Lifting Presser Foot, for 267679, in gauges from 3/16 to 11/32 in., in steps of 1/32 in., with 200078F, for Machine No. 300w203
267677	18644	Lifting Presser Foot, for 267680, in gauges from 3/8 to 1 in., in steps of 1/32 in., with 200078F, for Machine No. 300w203
267679	18644	Vibrating Presser Foot, 40 needle hole, in gauges from 3/16 to 11/32 in., in steps of 1/32 in., with 200078F, for 267676
267680	18644	Vibrating Presser Foot, 40 needle hole, in gauges from 3/8 to 1 in., in steps of 1/32 in., with 200078F, for 267677
267800	18644	Feed Dog, 46 needle hole, for needle sizes 20 and 22, in gauges 3/16 and 7/32 in. (teeth cut 15 to the inch) with two 268317 and four 200172D, for 267850
267802	18644	Feed Dog, 46 needle hole, for needle sizes 20 and 22, in gauges 1/4, 9/32 and 5/16 in. (teeth cut 15 to the inch) with two 268318 and four 200172D, for 267851
267804	18644	Feed Dog, 46 needle hole, for needle sizes 20 and 22, in gauges 11/32, 3/8 and 13/32 in. (teeth cut 15 to the inch) with two 268318 and four 200172D, for 267853
267812	18644	Feed Dog, 46 needle hole, for needle sizes 20 and 22, in gauges 7/16, 15/32 and 1/2 in. (teeth cut 15 to the inch) with two 268318 and four 200172D, for 267855
267815	18644	Feed Dog, 40 needle hole, for needle sizes 23 and 24, in gauges 11/32, 3/8 and 13/32 in. (teeth cut 15 to the inch) with two 268318 and four 200172D, for 267853
267817	18644	Feed Dog, 46 needle hole, for needle sizes 20 and 22, in gauges from 17/32 to 21/32 in., in steps of 1/32 in. (teeth cut 15 to the inch) with two 268318 and four 200172D, for 267857
267819	18644	Feed Dog, 40 needle hole, for needle sizes 23 and 24, in gauges 11/32, 3/8 and 13/32 in. (teeth cut 8 to the inch) with two 268318 and four 200172D, for 267853
267821	18644	Feed Dog, 46 needle hole, for needle sizes 20 and 22, in gauges from 11/16 to 31/32 in., in steps of 1/32 in. (teeth cut 15 to the inch) with two 268318 and four 200172D, for 267858
267825	18644	Feed Dog, 46 needle hole, for needle sizes 20 and 22, in 1 in. gauge (teeth cut 15 to the inch) with two 268318 and four 200172D, for 267859
267826	18644	Feed Dog, 40 needle hole, for needle sizes 23 and 24, in gauges 7/16, 15/32 and 1/2 in. (teeth cut 15 to the inch) with two 268318 and four 200172D, for 267855

No.	Plate	Name
267831	18644	Feed Dog, 40 needle hole, for needle sizes 23 and 24, in gauges 7/16, 15/32 and 1/2 in. (teeth cut 8 to the inch) with two 268318 and four 200172D, for 267855
267834	18644	Feed Dog, 40 needle hole, for needle sizes 23 and 24, in gauges from 17/32 to 21/32 in., in steps of 1/32 in. (teeth cut 8 to the inch) with two 268318 and four 200172D, for 267857
267835	18644	Feed Dog, 40 needle hole, for needle sizes 23 and 24, in gauges from 11/16 to 31/32 in., in steps of 1/32 in. (teeth cut 15 to the inch) with two 268318 and four 200172D, for 267858
267837	18644	Feed Dog, 40 needle hole, for needle sizes 23 and 24, in gauges from 11/16 to 31/32 in., in steps of 1/32 in. (teeth cut 8 to the inch) with two 268318 and four 200172D, for 267858
267838	18644	Feed Dog, 40 needle hole, for needle sizes 23 and 24, in 1 in. gauge (teeth cut 8 to the inch) with two 268318 and four 200172D, for 267859
		Nos. 267850 to 267855, for Machine No. 300w203
267850	18644	Throat Plate, for 267800, in gauges 3/16 and 7/32 inch
267851	18644	Throat Plate, for 267802, in gauges 1/4, 9/32 and 5/16 inch
267853	18644	Throat Plate, for 267804, 267815 and 267819, in gauges 11/32, 3/8 and 13/32 inch
267855	18644	Throat Plate, for 267812, 267826 and 267831 in gauges 7/16, 15/32 and 1/2 inch
		Nos. 267857 to 267859, for Machine No. 300w203
267857	18644	Throat Plate, for 267817 and 267834, in gauges from 17/32 to 21/32 in., in steps of 1/32 inch
267858	18644	Throat Plate, for 267821, 267835 and 267837, in gauges from 11/16 to 31/32 in., in steps of 1/32 inch
267859	18644	Throat Plate, for 267825 and 267838, in 1 in. gauge
268004	18632	Arm Shaft Ball Bearing (back) Housing, for 267601
268005	18632	Arm Shaft Ball Bearing (front) for 268143
268006	18632	" " Connection Belt Pulley with two each 201254C and 202253
268008	18632	Arm Shaft Oil Slinger with 350171C
268009	18632	" " " Stop Ball Spring (front) for 267603
268018	18640	Bed Plate (right)
268022	18640	" " Slide Spring, for 267606
268024	18632	Arm Shaft Ball Bearing (back) for 268049
268024	18633	Bed Shaft Ball Bearing, for 268261
268028	18633	" " Connection Belt Pulley with two 201254C, for 268261
268029	18633	Bed Shaft Needle Bearing

NUMERICAL LIST OF PARTS

No.	Plate	Name
268029	18636	Needle Bar Rock Frame Needle Bearing
268031	18640	Face Plate Hinge Pin
268032	18640	" " Lock Spring
268033	18640	" " " Stud, for 267607
268034	18634	Feed Bar with 200373C and two 200403C
268035	18634	" " Hinge Pin
268044	18632	Arm Shaft Oil Stop Ball Spring (rear) for 267603
268044	18633	Bed Shaft Oil Stop Ball Spring, for 268160
268045	18633	Spreader Driving Eccentric with two 200364C
268046	18633	" " " Counter Balance with two 200364C
268047	18635	Feed Lifting Eccentric with 268077 and two 200394C
268048	18632	Balance Wheel "V" belt groove (outside diam. of belt groove 2.9 in.) with 200342C and 200347C, for 268049
268049	18632	Balance Wheel 268048 with 268024
268062	18634	Feed Driving Connection Hinge Stud with 268258
268062	18634	Feed Lifting Connection Hinge Stud with 268258
268062	18636	Needle Bar Rock Frame Driving Connection Hinge Stud
268063	18632	Lifting Eccentric Connection Needle Bearing, for 267620
268063	18605	Spreader Driving Connection Needle Bearing, for 268233
268064	18632	Lifting Eccentric
268065	18633	Feed Driving Eccentric Adjusting Disc
268065	18632	Lifting Eccentric Adjusting Disc
268065	18632	Needle Bar Rock Frame Driving Eccentric Adjusting Disc
268066	18633	Feed Driving Eccentric Adjusting Disc Spring
268067	18633	" " " " " "
		Collar with two 200382C
268069	18634	Feed Driving Rock Frame with 200354C and 200362C
268070	18634	Feed Driving Rock Shaft
268071	18634	" " " " Needle Bearing
268071	18634	" Lifting Rock Shaft Needle Bearing
268071	18605	Spreader Driving Rock Shaft Needle Bearing
268072	18634	Feed Driving Rock Shaft Collar with two 200386C
268072	18634	Feed Lifting Rock Shaft Collar with two 200386C
268072	18638	Lifting Rock Shaft Collar with two 200386C
268072	18633	Looper Thread Take-up Lever Hinge Stud Collar with two 200386C
268072	18605	Spreader Driving Rock Shaft Collar with two 200386C
268073	18634	Feed Driving Rock Shaft Crank with 201418C and two 200061C
268074	18634	Feed Lifting Connection
268075	18634	" " Crank with 200373C and 201256C
268077	18635	Feed Lifting Eccentric Lubricating Pad (wood) for 268047

No.	Plate	Name
268078	18634	Feed Lifting Link
268079	18634	" " " Hinge Pin with 268258
268079	18633	Looper Thread Take-up Driving Connection Hinge Stud with 268258
268080	18634	Feed Lifting Rock Shaft
268081	18633	" Regulating Stud
268082	18633	" " " Socket
268085	18638	Foot Lifter Lever (back) with 238089
268088	18616	Looper
268090	18635	" Carrier, for 268205
*268093	18635	" " Shaft, for 268094
268094	18635	" " " 268093 with 268095 and 268097
*268095	18635	Looper Carrier Shaft Bushing (left) (eccentric) with 200354C and 200362C, for 268094
268096	18635	Looper Carrier Shaft Bushing (left) Position Plate
*268097	18635	Looper Carrier Shaft Bushing (right) (eccentric) with 200354C and 200362C, for 268094
268098	18635	Looper Driving Connection, for 268216
268099	18635	" Carrier Needle Bearing, for 268205
268099	18635	" Driving Connection Needle Bearing, for 268216
268102	18635	Looper Driving Crank Oil Hole Cover Nos. 268103 to 268106, for Machine No. 300w203
268103	18639	Looper Holder, in gauges from 3/16 to 11/32 in., in steps of 1/32 in., with four 350478C
268104	18639	Looper Holder, in gauges from 3/8 to 5/8 in., in steps of 1/32 in., with four 350478C
268105	18639	Looper Holder, in gauges from 21/32 to 7/8 in., in steps of 1/32 in., with four 350478C
268106	18639	Looper Holder, in 29/32, 15/16, 31/32 and 1 in. gauge, with four 350478C
268111	18641	Looper Thread Guide (top of Arm) Bracket, for 268218
268113	18633	Looper Thread Take-up Driving Eccentric with 200378C and 201220C
268114	18633	Looper Thread Take-up Driving Connection
268115	18633	" " " Lever with 200098F and two 201052C
268116	18633	Looper Thread Take-up Lever Hinge Stud
268117	18633	" " " Rod
268119	18641	" " " Thread Guide Support Stud
268120	18641	Looper Thread Tension Bracket
268121	18641	" " " " Spacing Collar
268121	18641	Needle Thread Tension Bracket Spacing Collar
268122	18641	Looper Thread Tension Thread Guide
268123	18641	" " Tube with two 268125
268124	18641	" " " Clamp
268125	18641	" " " Thread Bushing, for 268123
268125	18627	Thread Unwinder Thread Tube Bushing, for 228649

NUMERICAL LIST OF PARTS

No.	Plate	Name
268126	18635	Looper Throw-out Gear with two 200362C
268127	18635	" " " Locking Plunger
268129	18635	" " Rack Rod, for 268314
268131	18634	" " Safety Latch
268132	18634	" " " " Spring
268133	18634	" " " " "
		Bracket
268136	18637	Needle Bar, for Machine No. 300w203
268137	18636	" " Connecting Link, for 268138
268138	18636	" " " " 268137 with 200379C and two 270266
268139	18636	Needle Bar Connecting Link Cap Washer
268141	18636	" " " Stud with 201188C, 202423 and two 200069C
268142	18632	Needle Bar Crank with 200346C, 200354C, 200378C and 200379C, for 268143
268143	18632	Needle Bar Crank 268142 with 268005
268144	18636	" " Oiling Felt
268148	18632	" " Rock Frame Regulating Stud, for 268150
268149	18632	Needle Bar Rock Frame Regulating Stud Sleeve, for 268150
268150	18632	Needle Bar Rock Frame Regulating Stud complete, Nos. 214529, 264709, 268148 and 268149
268151	18639	Needle Holder, in gauges from 3/16 to 11/32 in., in steps of 1/32 in., with two 50014C, for Machine No. 300w203
268152	18639	Needle Holder, in gauges from 3/8 to 5/8 in., in steps of 1/32 in., with two 50014C, for Machine No. 300w203
268154	18639	Needle Holder, in gauges from 21/32 to 7/8 in., in steps of 1/32 in., with two 50014C, for Machine No. 300w203
268156	18639	Needle Holder, in 29/32, 15/16, 31/32 and 1 in. gauge, with two 50014C, for Machine No. 300w203
268160	18633	Bed Shaft with 268044, 268214, 268265 and 350534C
268162	18616	Spreader Point, for 268177 to 268180 and 268606
268167	18641	Needle Thread Tension Bracket
268168	18641	" " " Releaser
268169	18641	" " " " Cap with 201052C
268171	18638	Needle Thread Tension Releasing Plate (adjustable) Nos. 268177 to 268180, for Machine No. 300w203
268177	18639	Spreader, in gauges from 3/16 to 11/32 in., in steps of 1/32 in., with two 268162
268178	18639	Spreader, in gauges from 3/8 to 5/8 in., in steps of 1/32 in., with two 268162
268179	18639	Spreader, in gauges from 21/32 to 7/8 in., in steps of 1/32 in., with two 268162
268180	18639	Spreader, in 29/32, 15/16, 31/32 and 1 in. gauge, with two 268162
268181	18605	Spreader Bar

No.	Plate	Name
268184	18605	Spreader Bar Bearing, for 268401
268185	18605	" Holder with two 200380C
268186	18605	" Driving Connection with two 201020E, for 268233
268187	18605	Spreader Driving Crank with 200373C and 200403C
268190	18605	Spreader Driving Pin
268191	18605	" " Rock Shaft
268197	18640	Face Plate Lock Spring Plate
268198	18634	Feed Lifting Rock Shaft Crank with 201418C and two 200061C
268199	18634	Looper Throw-out Safety Latch Collar with two 200386C
268205	18635	Looper Carrier 268090 with two 268099
268208	18635	" " Crank Hinge Pin with 268258
268214	18632	Arm Shaft Oil Stop Ball, 5/32 in. diameter, for 267603
268214	18633	Bed Shaft Oil Stop Ball, 5/32 in. diameter, for 268160
268216	18635	Looper Driving Connection 268098 with 268099
268218	18641	Looper Thread Guide (top of Arm) Bracket 268111 with two 139158 and four 50169J
268219	18616	Needle Bar Rock Frame Thread Guide, in gauges from 3/16 to 11/32 in., in steps of 1/32 inch
268220	18633	Spreader Driving Eccentric Thrust Washer
268221	18641	Needle Thread Nipper Bearing
268222	18641	" " " " Plate
268223	18641	" " " " Disc
268224	18641	" " " " Washer (vellumoid)
268225	18632	" " " " Eccentric with two 200394C
268226	18632	Needle Thread Nipper Eccentric Connection, for 268228
268227	18632	Needle Thread Nipper Eccentric Connection Needle Bearing, for 268228
268228	18632	Needle Thread Nipper Eccentric Connection 268226 with 268227
268229	18641	Needle Thread Nipper Plunger with 350496C
268230	18641	" " " " Cap
268231	18641	" " " " Hinge Pin
268232	18641	" " " " Spring Plunger
268233	18605	Spreader Driving Connection 268186 with 268063 and 351876
Nos. 268254 to 268256, for Machine No. 300w203		
268254	18639	Needle Bar Rock Frame Thread Guide, in gauges from 3/8 to 5/8 in., in steps of 1/32 inch
268255	18639	Needle Bar Rock Frame Thread Guide, in gauges from 21/32 to 7/8 in., in steps of 1/32 inch
268256	18639	Needle Bar Rock Frame Thread Guide, in 29/32, 15/16, 31/32 and 1 in. gauge
268258	18634	Feed Driving Connection Hinge Stud Oil Packing (wick) for 268062

NUMERICAL LIST OF PARTS

No.	Plate	Name
268258	18634	Feed Lifting Connection Hinge Stud Oil Packing (wick) for 268062
268258	18634	Feed Lifting Link Hinge Pin Oil Packing (wick) for 268079
268258	18636	Lifting Presser Bar Lifting Crank Oil Packing (wick) for 267631
268258	18635	Looper Carrier Crank Hinge Pin Oil Packing (wick) for 268208
268258	18633	Looper Thread Take-up Driving Connection Hinge Stud Oil Packing (wick) for 268079
268259	18632	Needle Thread Nipper Eccentric Flange
268261	18633	Bed Shaft Connection Belt Pulley 268028 with 268024
268263	18641	Needle Thread Tension complete, Nos. 32572, 59537 to 59539, 131741 and two 2102
268264	18632	Arm Shaft Oil Control Rod (wood) for 267603
268265	18633	Bed Shaft Oil Control Rod (wood) for 268160
268270	18632	Arm Shaft Connection Belt (reinforced neoprene)
268276	18611	Looper Threading Wire
268277	18635	" Driving Crank with 200362C, 200573D and two 200344C
268278	18636	Needle Bar Giling Felt Holder
268280	18611	Looper and Needle Bar Setting Gauge
268296	18616	" Thread Guide (on Bed at Looper) for gauges from 3/16 to 15/32 inch
268297	18639	Looper Thread Guide (on Bed at Looper) for gauges from 1/2 to 25/32 inch, for Machine No. 300w203
268298	18639	Looper Thread Guide (on Bed at Looper) for gauges from 13/16 to 1 inch, for Machine No. 300w203
268307	18635	Looper Carrier Crank with 200089C
268308	18635	" " " Clamping Stud
268312	18641	Needle Thread Guide (on Arm Head)
268313	18635	Looper Throw-out Gear Locking Plunger Handle
268314	18635	Looper Throw-out Rack Rod 268129 with 201553D
268315	18633	Feed Driving Flange with 267623, two each 241763, 350467AL, 350477C and 350548C
268316	18634	Feed Dog Shank with 201537H and 350552C
268317	18644	Loop Deflector, for 267800
268318	18643	" " " 267802, 267804, 267812, 267815, 267817, 267819, 267821, 267825, 267826, 267831, 267834, 267835, 267837, 267838 and 268618
*268401	-----	Bed with 268184, two each 200035E and 225887
268503	18641	Looper Thread Guide
268507	18641	" " Take-up Thread Guide
268512	18636	Needle Thread Guide (on Needle Bar Connecting Stud)
268602	18616	Looper Holder with two 350478C, for Machine No. 300w103
268603	18636	Needle Bar with 200125F, for Machine No. 300w103

NUMERICAL LIST OF PARTS

45

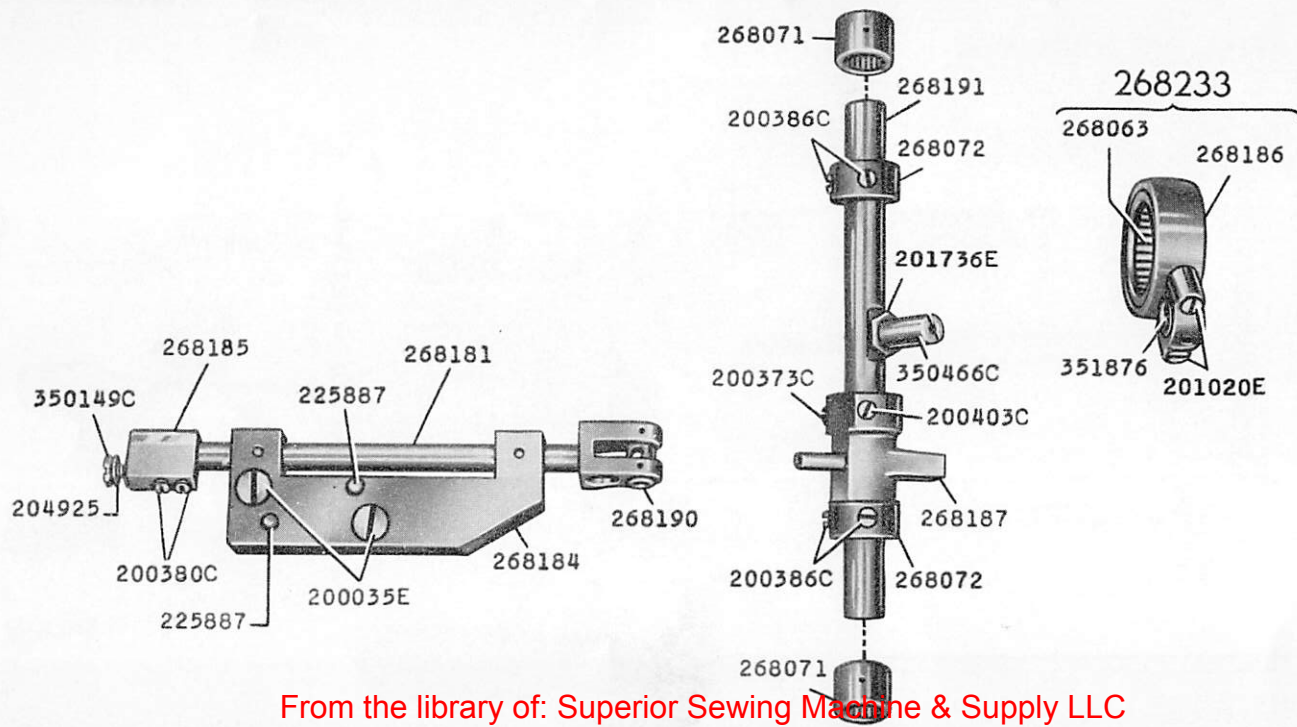
No.	Plate	Name
268606	18616	Spreader with 268162, for Machine No. 300w103
268614	18643	Throat Plate, for 268618, for Machine No. 300w103
268618	18643	Feed Dog with 268318 and two 200172D, for 268614
268732	18632	Arm Shaft Counter Balance with 200354C and 200362C
268732	18633	Bed Shaft Counter Balance with 200354C and 200362C
270026	18633	Feed Regulating Stud Spring
270266	18636	Needle Bar Connecting Link Needle Bearing, for 268318
271055	18634	Feed Driving Connection Needle Bearing, for 267609
271055	18632	Needle Bar Rock Frame Driving Connection Needle Bearing, for 267609
350101AL	18641	Needle Thread Nipper Adjusting Collar Screw, for 201733XC
350101AL	18627	Thread Unwinder Thread Tube Set Screw, for 228651 and 228658
350132C	18641	Looper Thread Take-up Thread Guide Screw
350149C	18605	Spreader Screw
350171C	18632	Arm Shaft Oil Slinger Set Screw, for 268008
350267E	18616	Looper Holder Screw
350466C	18605	Spreader Driving Rock Shaft Screw Stud
350467AL	18633	Feed Driving Flange Set Screw, for 268315
350467AL	18632	Lifting Eccentric Flange Set Screw, for 267622
350467AL	18632	Needle Bar Rock Frame Driving Eccentric Flange Set Screw, for 267639
350468E	18616	Looper Thread Guide (on Bed at Looper) Screw
350477C	18633	Feed Driving Eccentric Friction Plate Screw Set Screw, for 268315
350477C	18632	Lifting Eccentric Friction Plate Screw Set Screw, for 267622
350477C	18632	Needle Bar Rock Frame Driving Eccentric Friction Plate Screw Set Screw, for 267639
350478C	18616	Looper Adjusting Screw, for 268103 to 268106 and 268602
350478C	18616	Looper Set Screw, for 268103 to 268106 and 268602
350483C	18641	Needle Thread Nipper Spring Plunger Screw Bearing
350496C	18641	Needle Thread Nipper Plunger Hinge Pin Set Screw, for 268229
350524X	18638	Foot Lifter Lever Rod Hinge Screw
350534C	18632	Arm Shaft Oil Stop Ball Screw, for 267603
350534C	18633	Bed Shaft Oil Stop Ball Screw, for 268160
350548C	18633	Feed Driving Eccentric Friction Plate Screw, for 268315
350548C	18632	Lifting Eccentric Friction Plate Screw, for 267622

NUMERICAL LIST OF PARTS

No.	Plate	Name
350548C	18632	Needle Bar Rock Frame Driving Eccentric Friction Plate Screw, for 267639
350549C	18640	Thread Lubricator Oil Pad Regulating Screw, for 267656
350552C	18634	Feed Dog Shank Adjusting Screw, for 268316
351876	18605	Spreader Driving Rock Shaft Screw Stud Ball Roller, for 268233

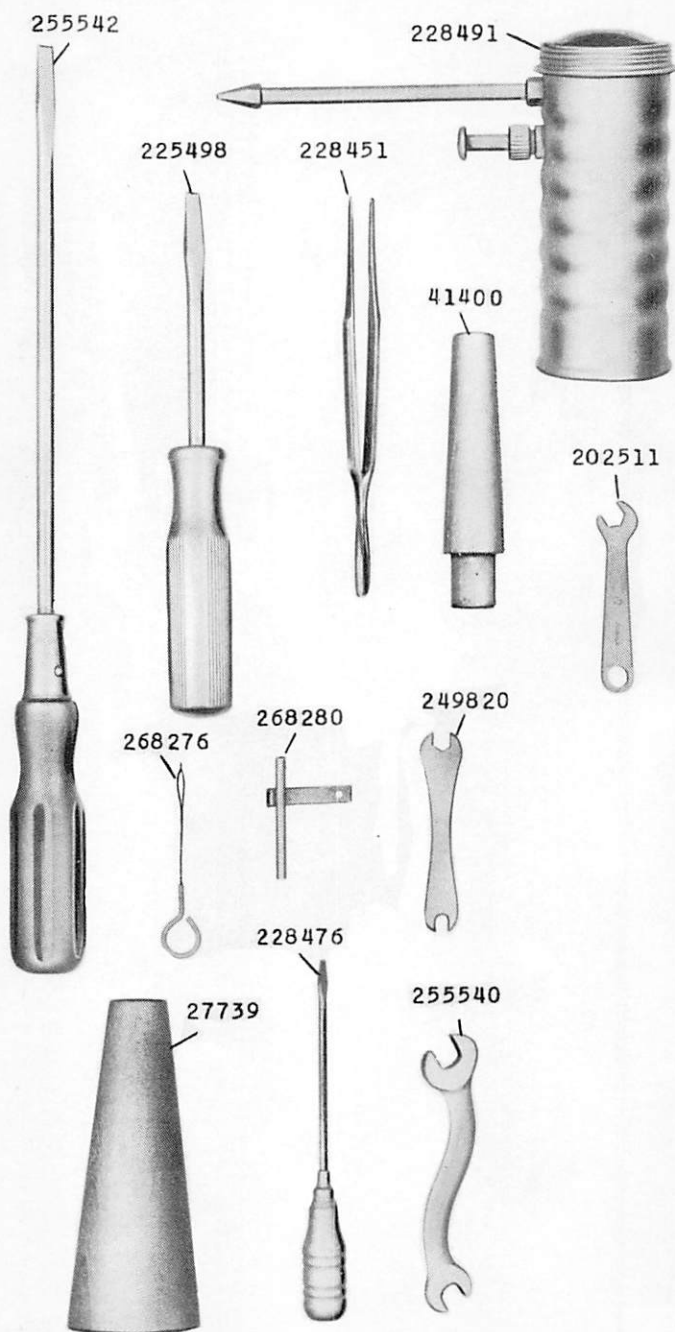
SINGER Needles should be used
in **SINGER** Machines
These Needles and their Containers
are marked with the
Company's Trade Mark "**SIMANCO.****" ₁

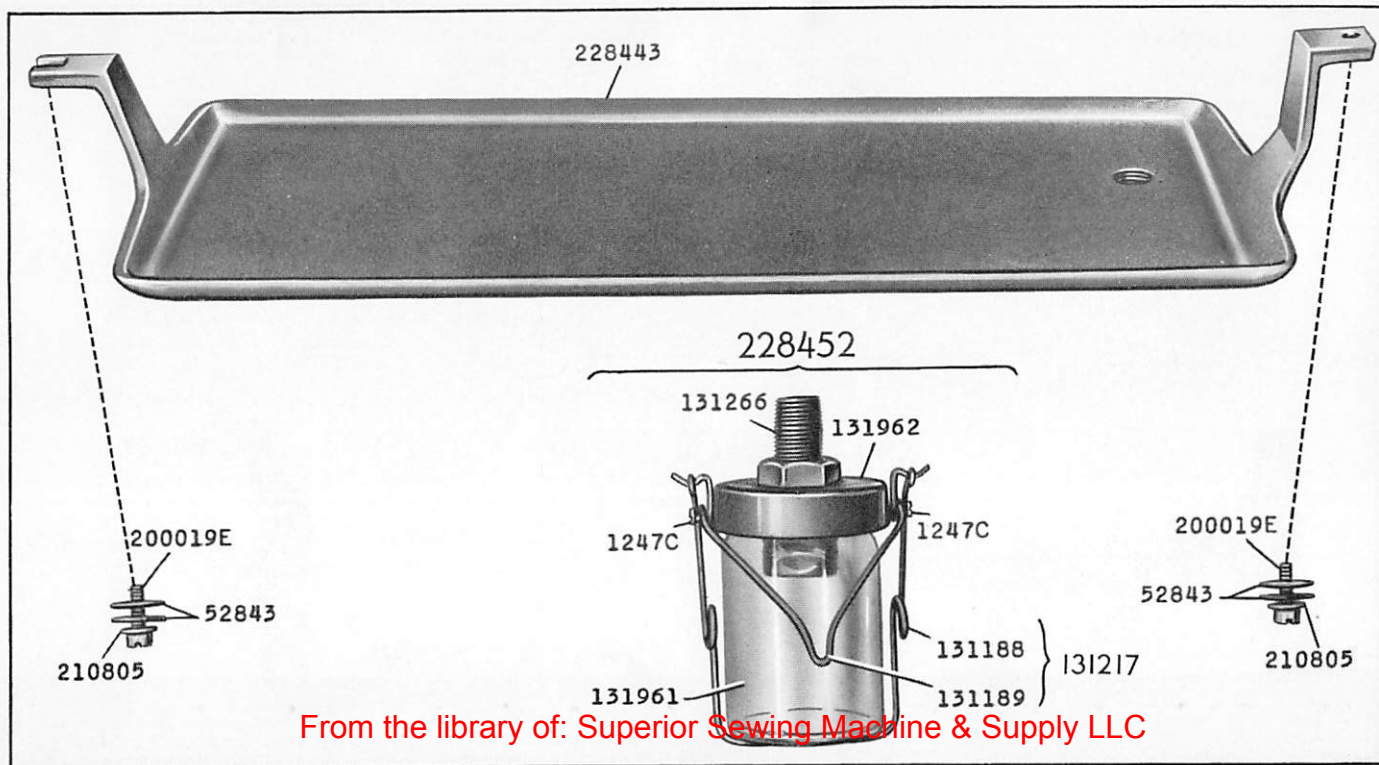
Needles in Containers marked
"**FOR SINGER MACHINES**"
are **NOT SINGER** made needles. ₂


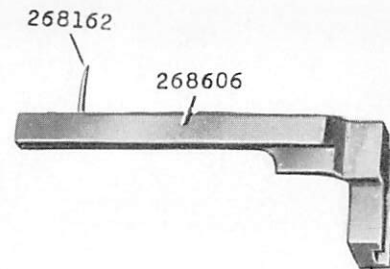


From the library of: Superior Sewing Machine & Supply LLC


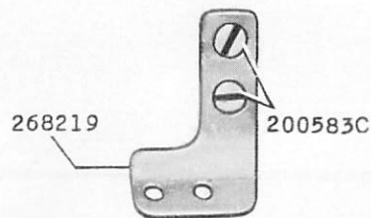
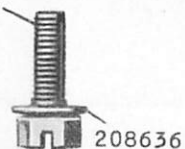
18611 - 3/8







350267E

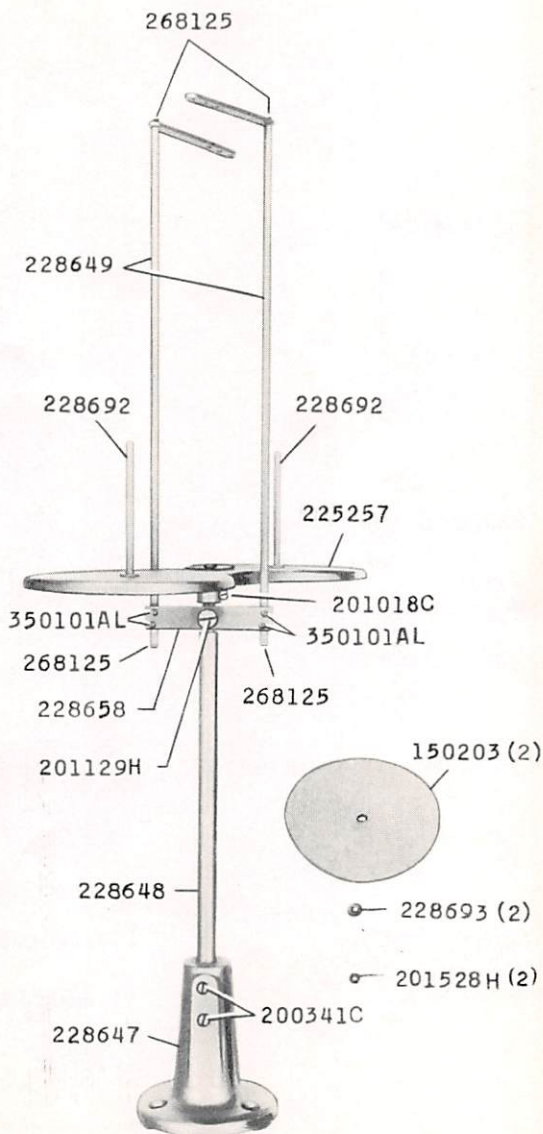


18616

From the library of: Superior Sewing Machine & Supply LLC

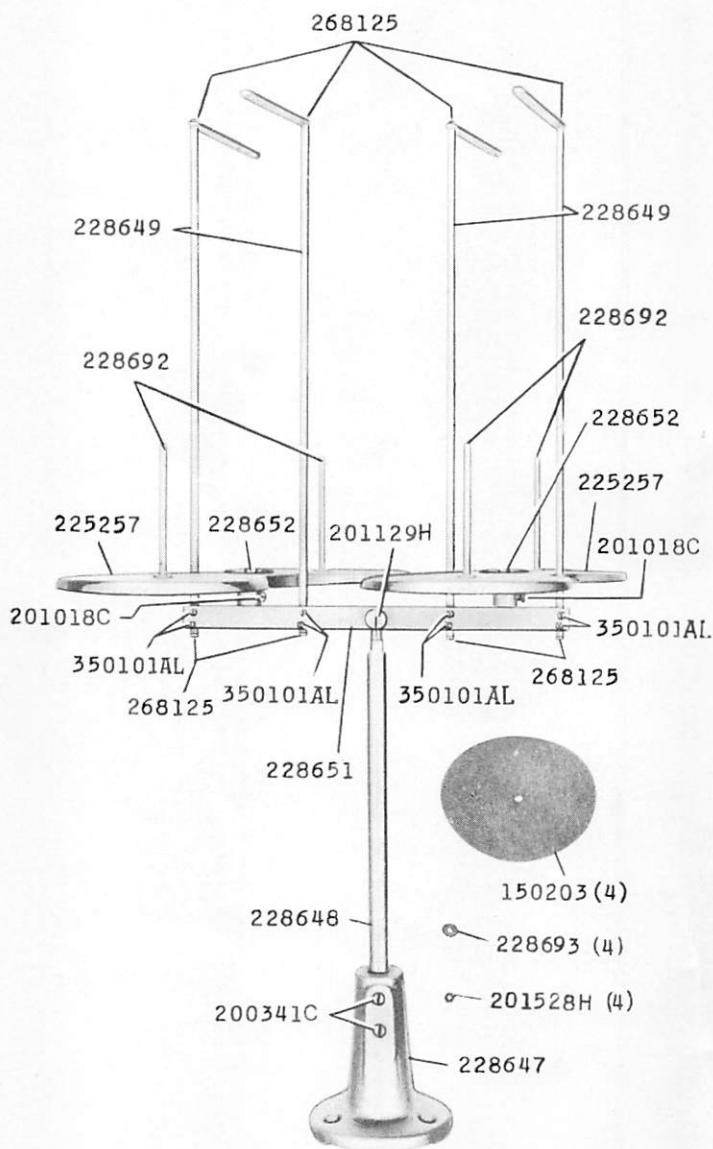
18627 - 1/6

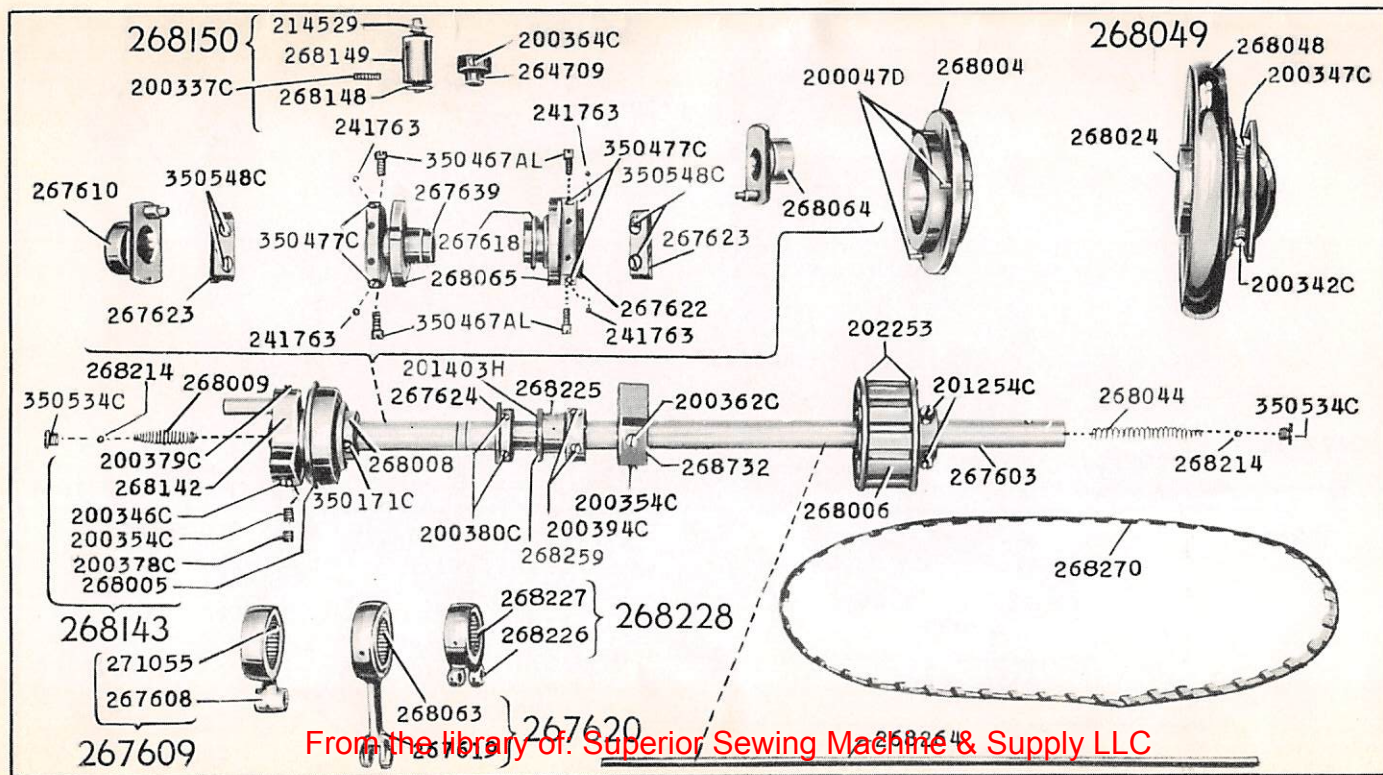
228650



18628 - 1/6

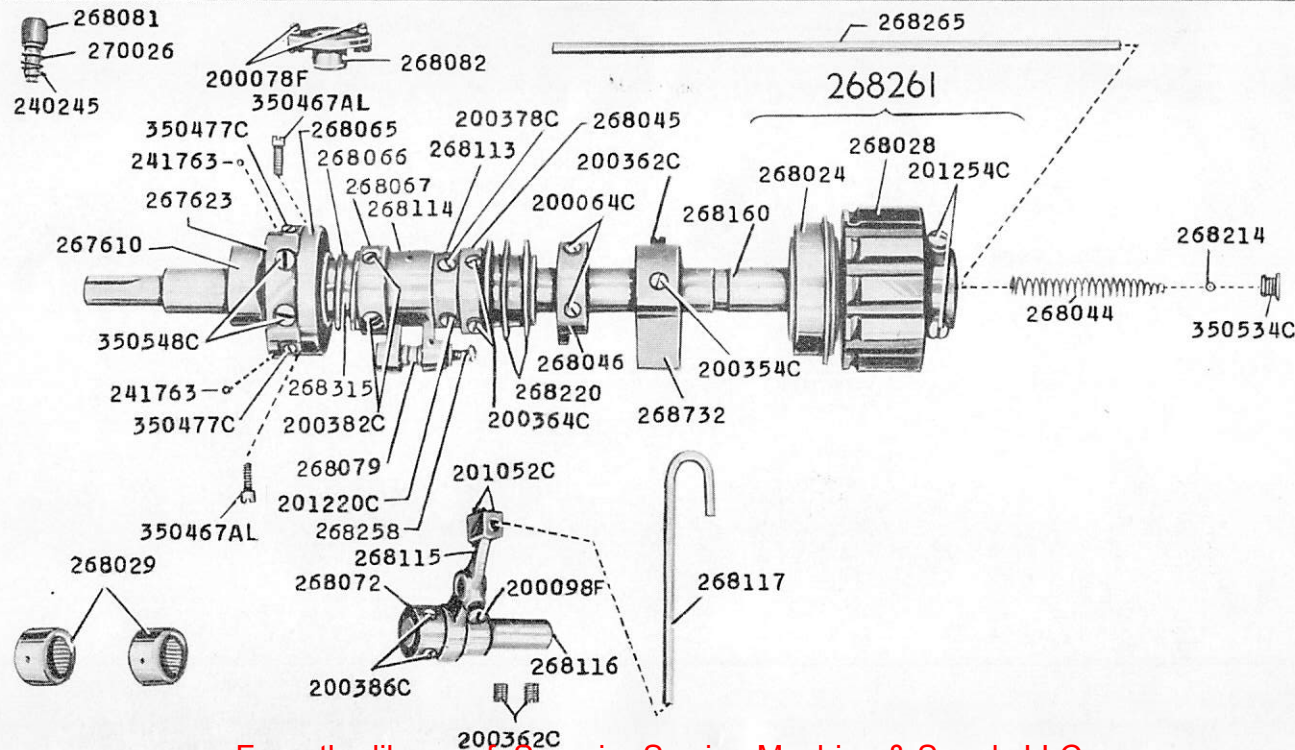
228653





18632-1/4

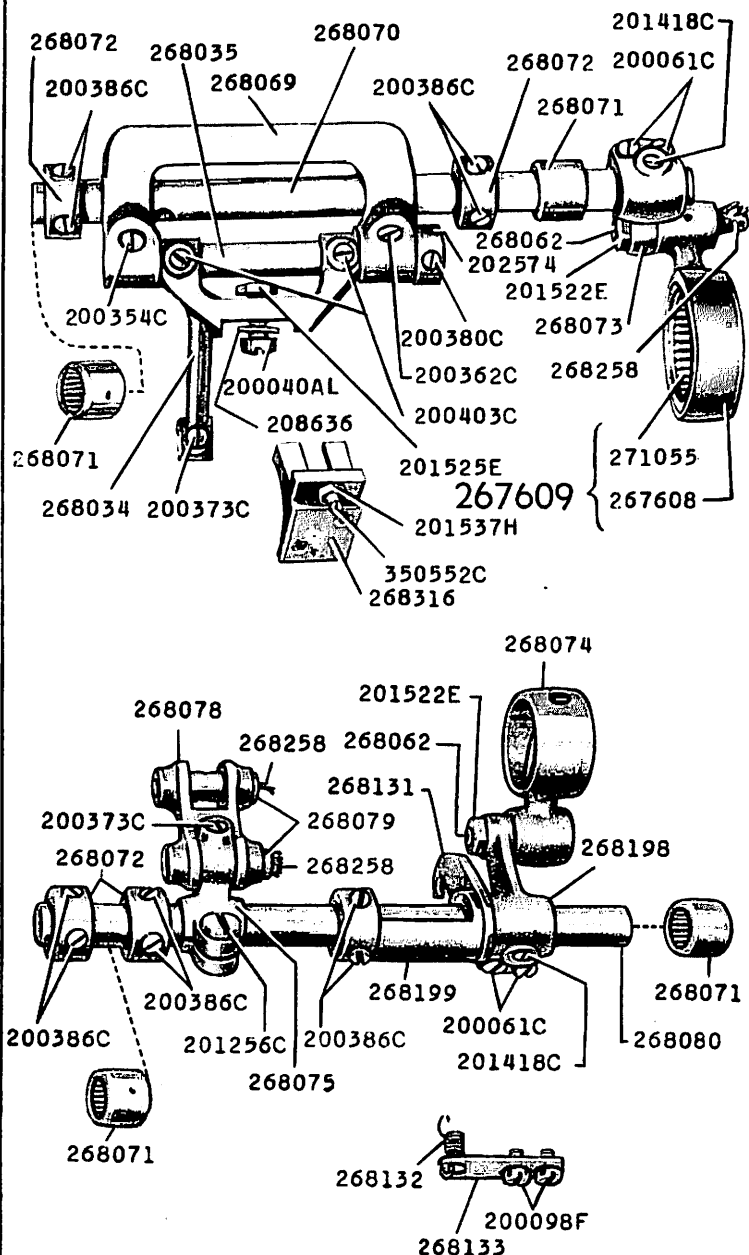
From the library of: Superior Sewing Machine & Supply LLC



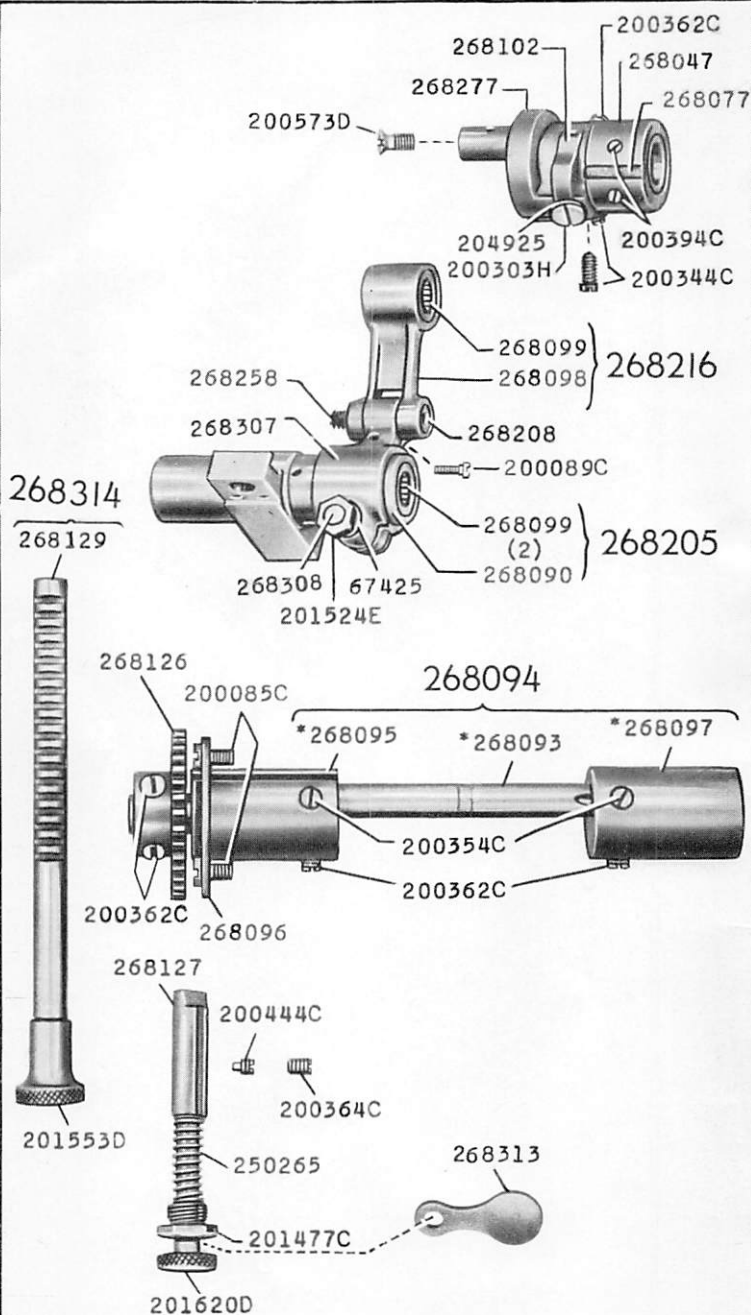
18633-3/8

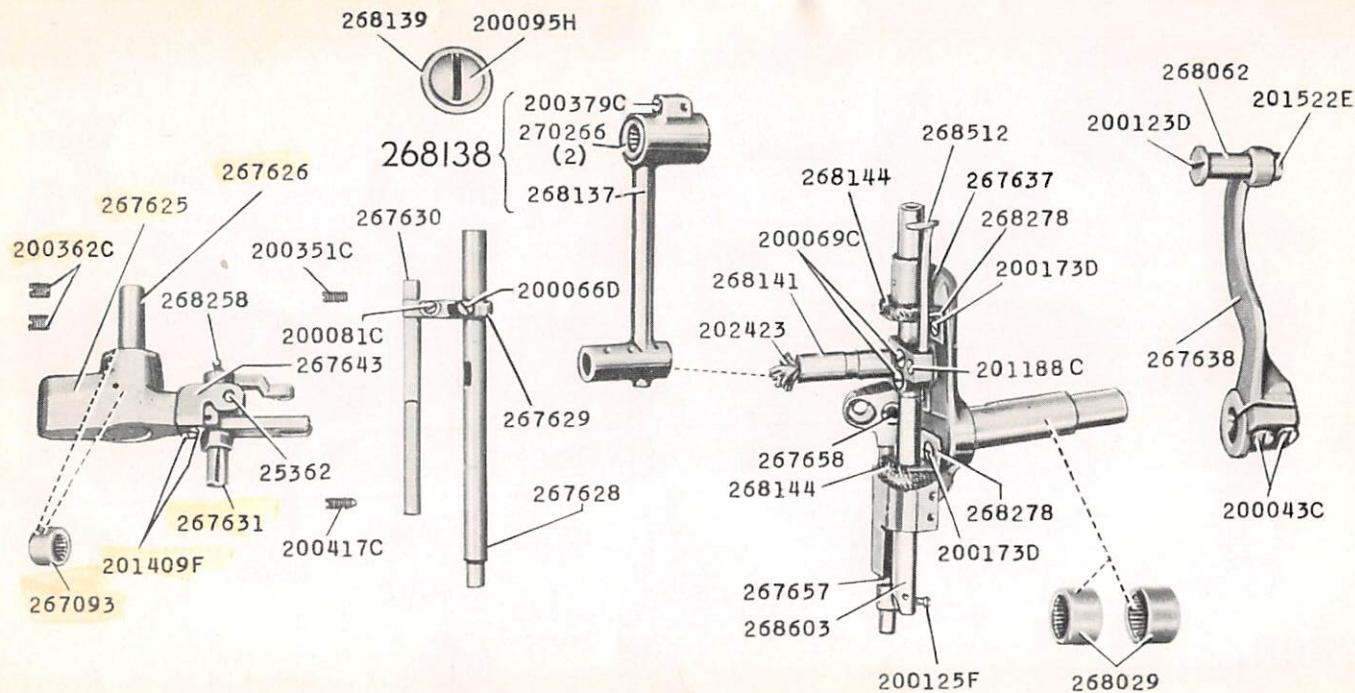
From the library of: Superior Sewing Machine & Supply LLC

18634 -1/2

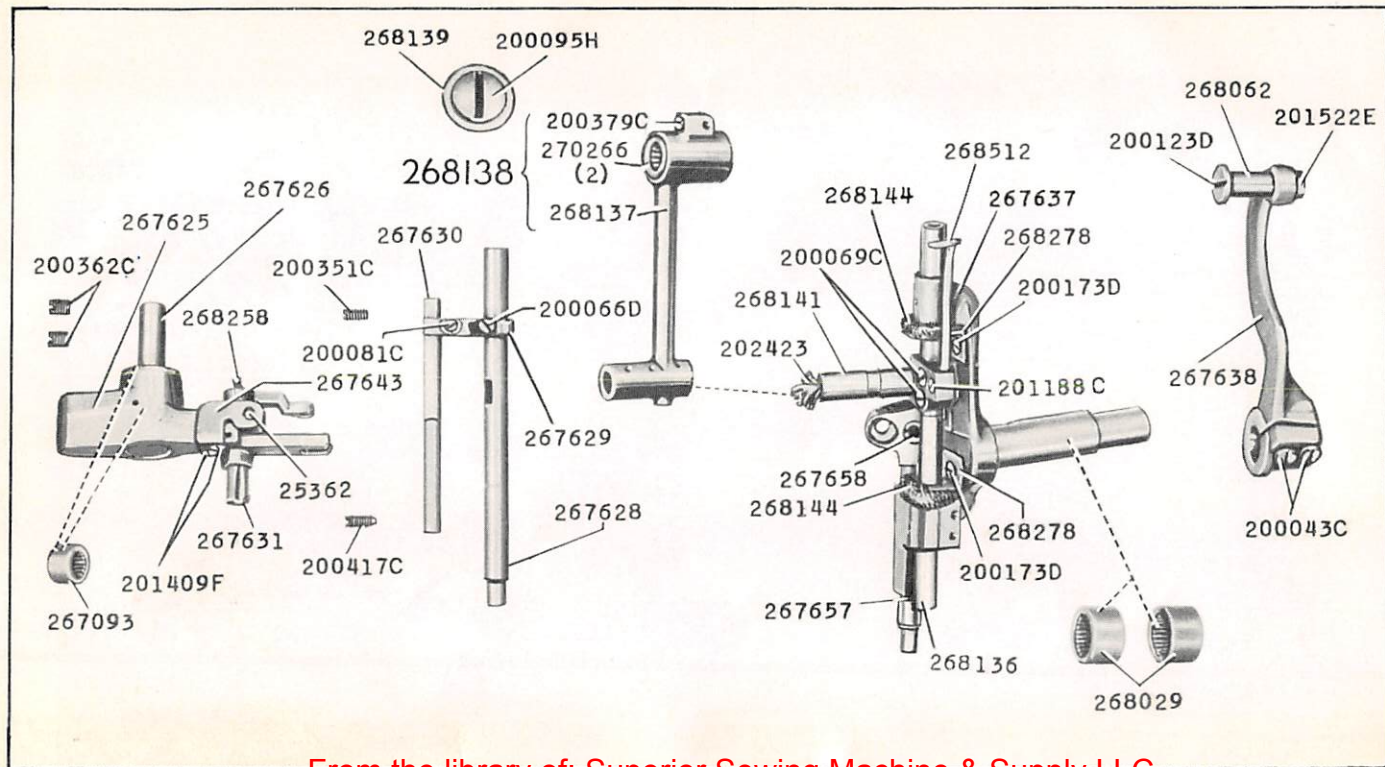


18635 - 1/2



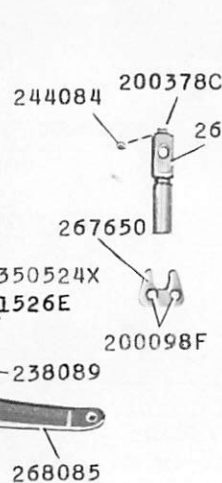
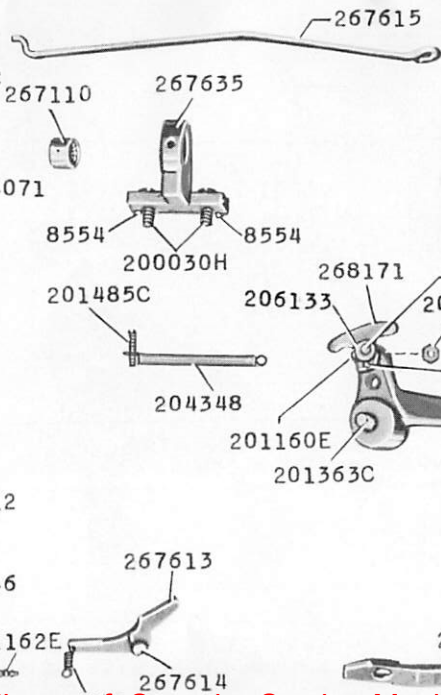
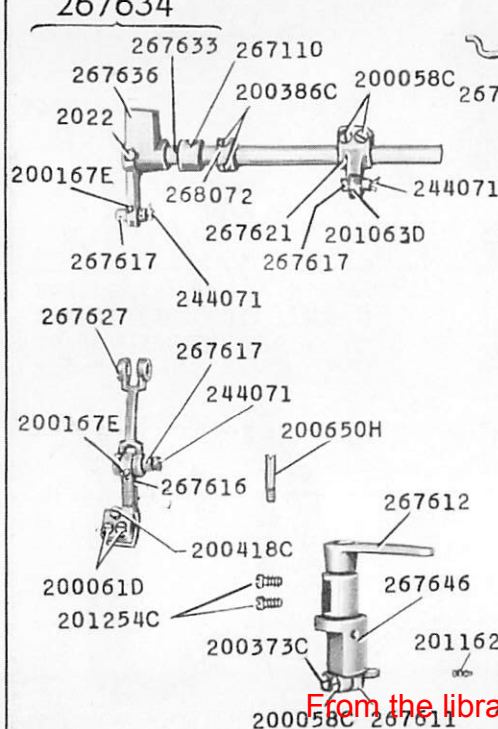


From the library of: Superior Sewing Machine & Supply LLC

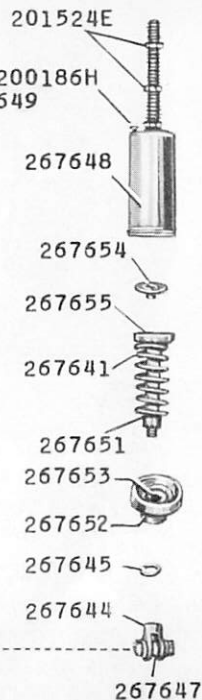


18637 - 3/8

267634




267660



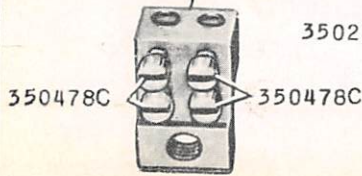
18638-1/4

From the library of Superior Sewing Machine & Supply LLC



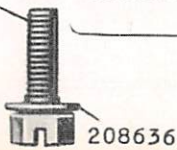
268151- 3/16 TO 11/32
 268152-3/8 TO 5/8
 268154-21/32 TO 7/8
 268156-29/32-15/16-31/32-1

268103- 3/16 TO 11/32
 268104-3/8 TO 5/8
 268105-21/32 TO 7/8
 268106-29/32-15/16-31/32-1



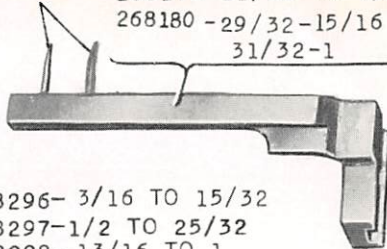
50014C

268219- 3/16 TO 11/32
 268254-3/8 TO 5/8
 268255-21/32 TO 7/8
 268256-29/32-15/16 -
 31/32 - 1

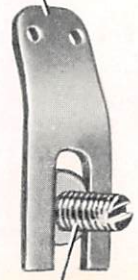
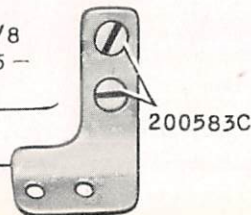


268162

268177- 3/16 TO 11/32
 268178-3/8 TO 5/8
 268179-21/32 TO 7/8
 268180 -29/32-15/16
 31/32-1

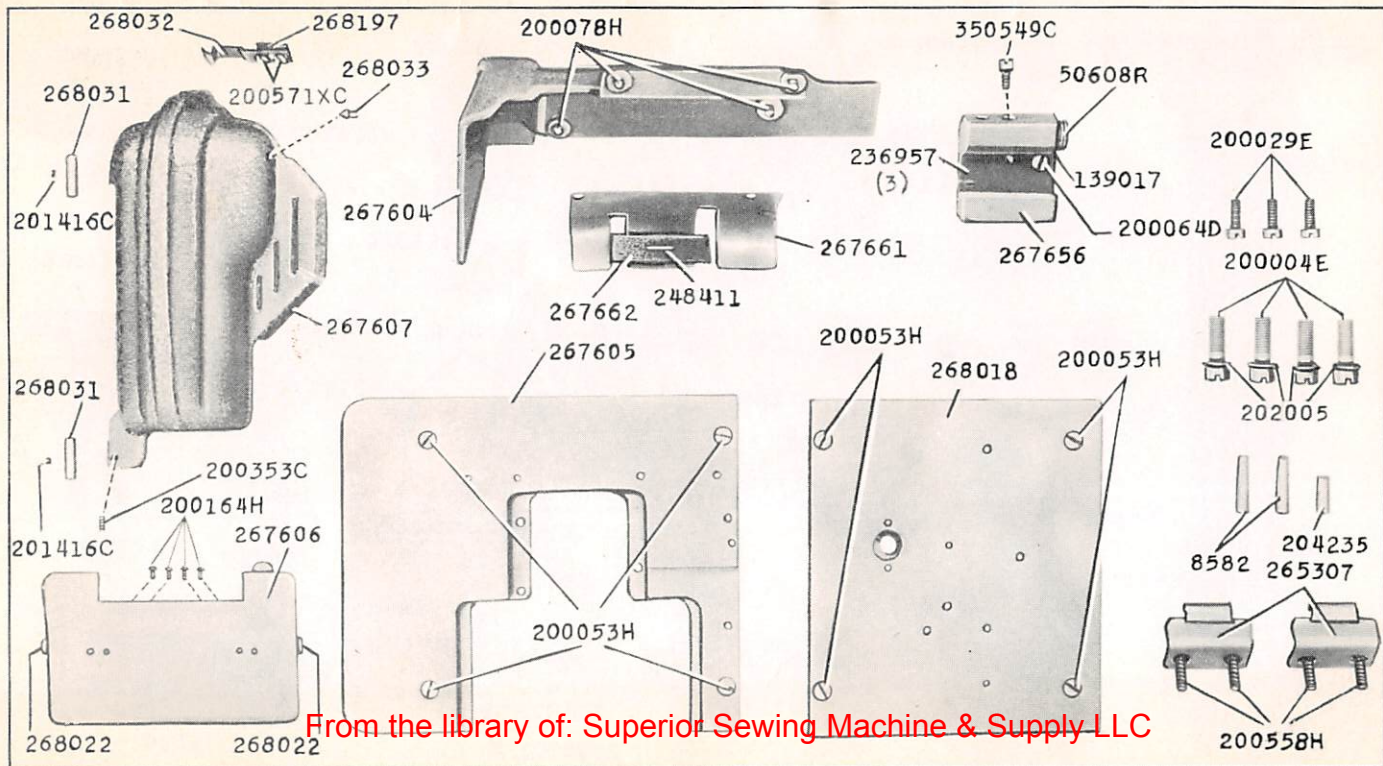


268296- 3/16 TO 15/32
 268297-1/2 TO 25/32
 268298- 13/16 TO 1



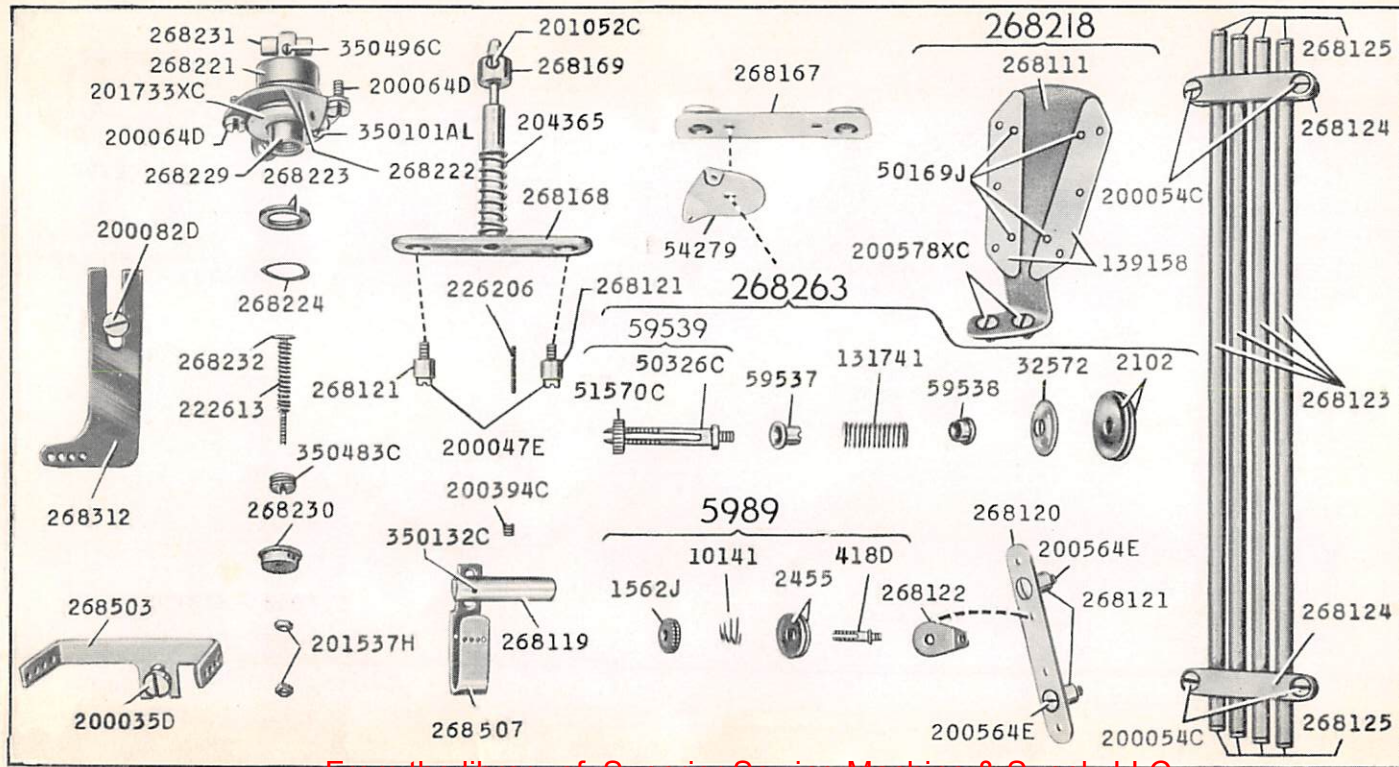
350468E

18639



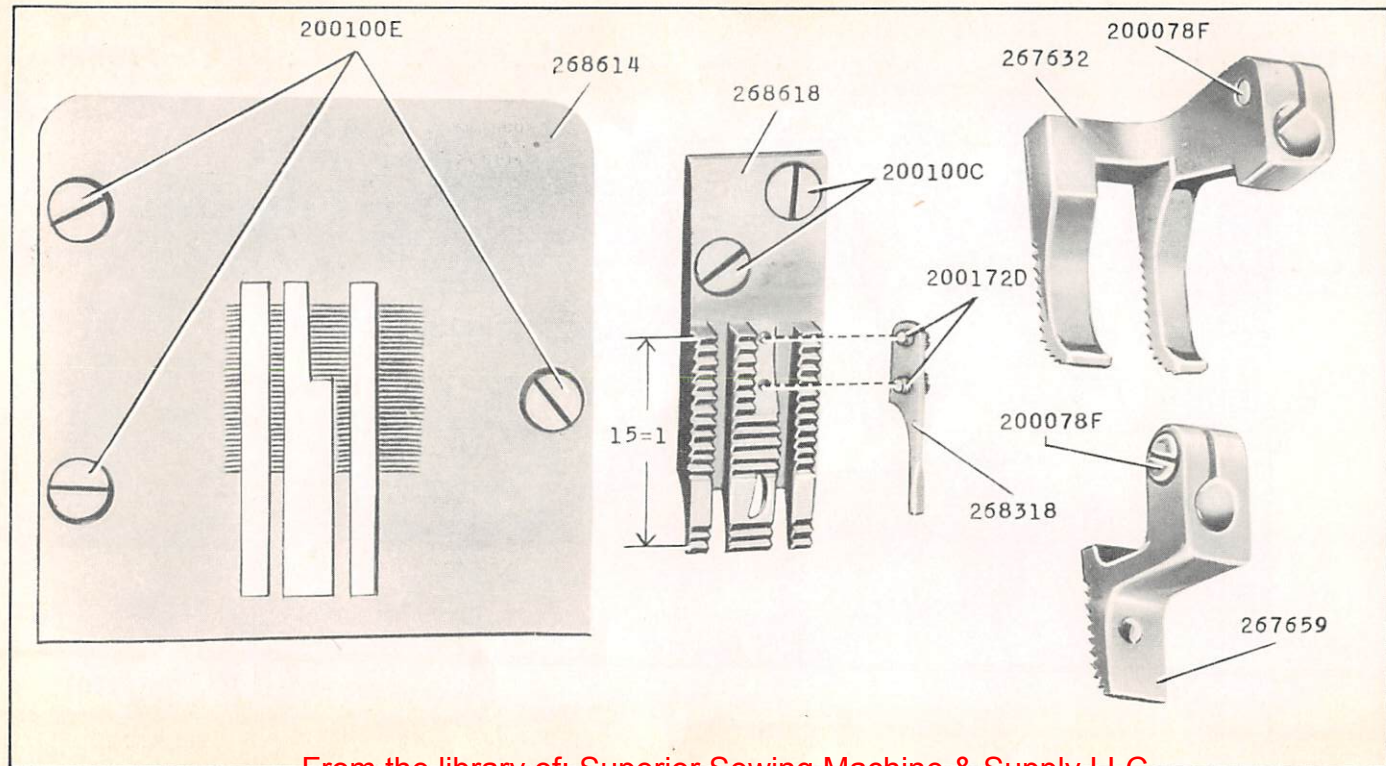
18640-1/4

From the library of: Superior Sewing Machine & Supply LLC



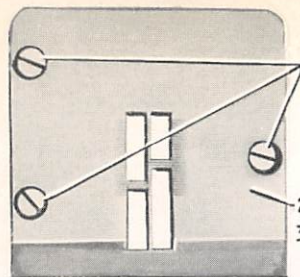
18641 - 3/8

From the library of: Superior Sewing Machine & Supply LLC



18643

From the library of: Superior Sewing Machine & Supply LLC



200100E

267850
3/16-7/32

267800-46
3/16-7/32

200172D

268317

267676-3/16 TO 11/32

267677-3/8 TO 1


200078F

200078F

15=1

267851-1/4-9/32-5/16
267853-11/32-3/8-13/32
267855-7/16-15/32-1/2

267857-17/32 TO 21/32
267858-11/16 TO 31/32
267859-1



200100C

8=1

15=1

200172D

268318

40

46

267815-11/32-3/8-13/32
267826-7/16-15/32-1/2
267835-11/16 TO 31/32

267802-1/4-9/32-5/16
267804-11/32-3/8-13/32
267812-7/16-15/32-1/2
267817-17/32 TO 21/32
267821-11/16 TO 31/32
267825-1

267819-11/32-3/8-13/32
267831-7/16-15/32-1/2

267834-17/32 TO 21/32
267837-11/16 TO 31/32

200078F

200078F

267679

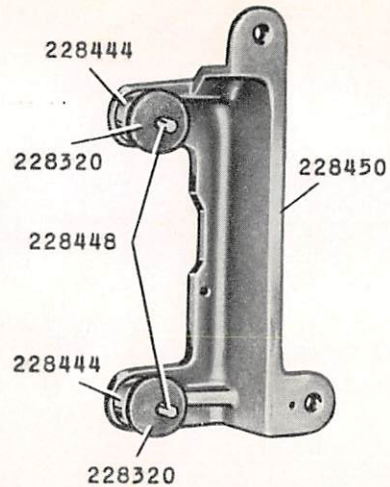
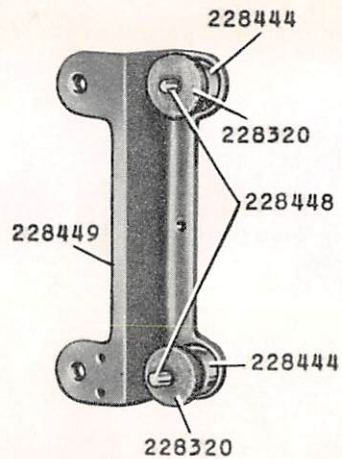
267680

3/16 TO 11/32

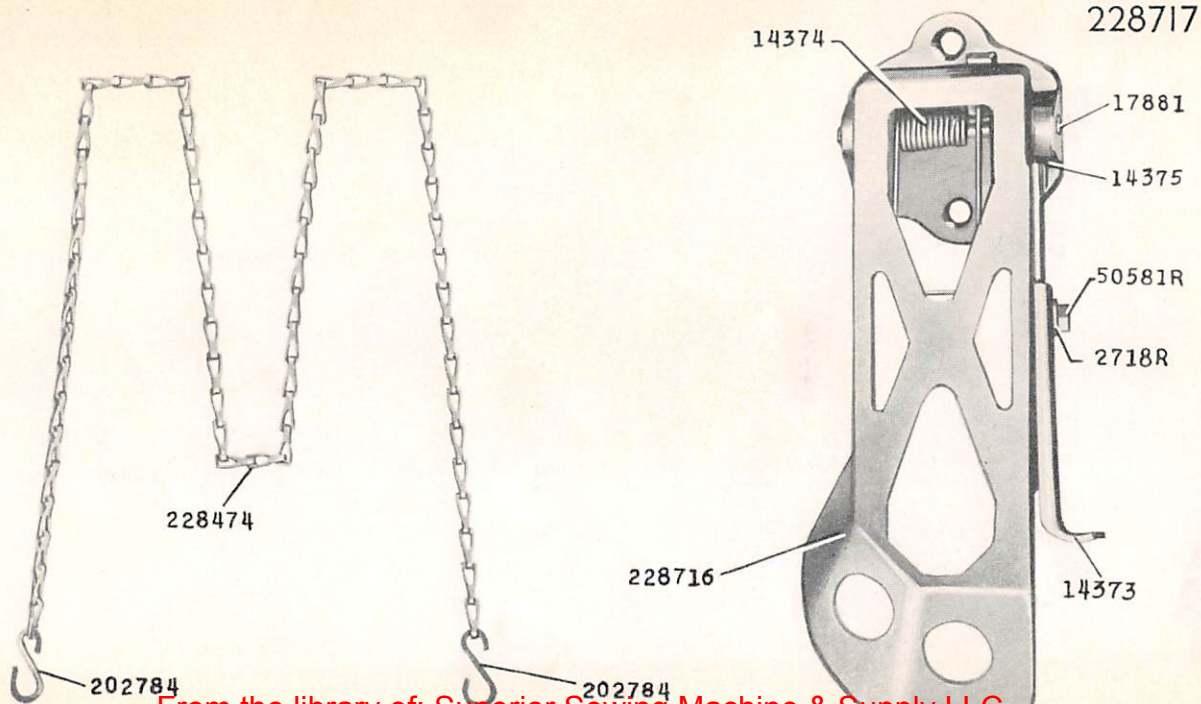
3/8 TO 1

From the library of Superior Sewing Machine & Supply LLC

18644-1/2



18645 - 1/4



18646-1/3

From the library of: Superior Sewing Machine & Supply LLC

DEPARTMENT 52

SEP 15 1961

DEPARTMENT 52

DEPARTMENT 52

DEPARTMENT 52



DEPARTMENT 52

DEPARTMENT 52

DEPARTMENT 51

SEP 10 1961

SEP 15 1961

DEPARTMENT 52

DEPARTMENT 52